

Sanlam Real Assets A GBP

Fund Information

Sector

Equity - International

Manager's Name

Mike Pinggera

Date Manager Appointed

Aug 2018

Launch Date

Nov 2018

Fund Size(£m)

£258.20

Yield* (See page2)

3.66 %

XD Dates

Oct 01, Sep 01, Aug 04, Jul 01

Last Distribution

01/10/20 (XD Date)

05/10/20 (Pay Date)

0.03(Distribution)

OCF

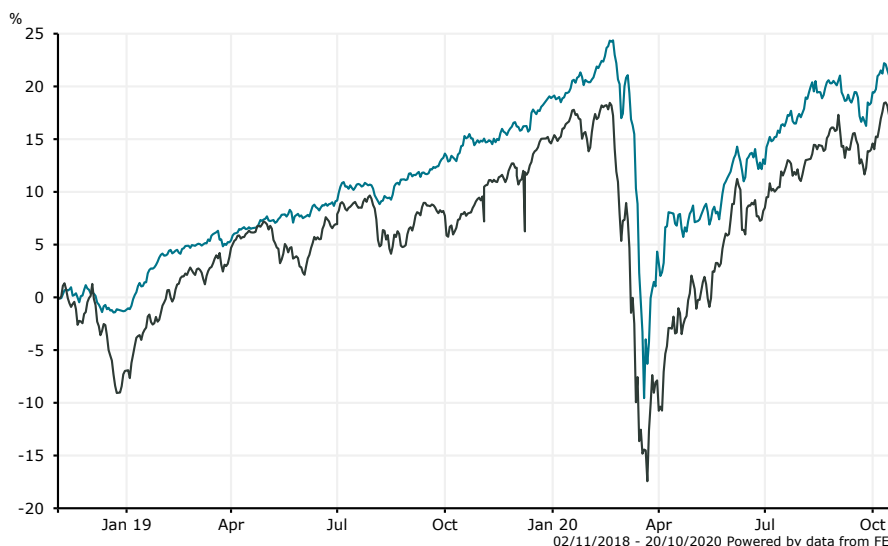
0.97 %

Fund Aim

The Fund is targeting regular income and capital growth through investments in real asset securities, with a target return of CPI+4% over a full investment cycle. We have a strong five year track record of investment in real assets as a key part of the Sanlam FOUR Multi-Strategy Fund .

Sector: Equity - International

Performance



■ Sanlam Real Assets A GBP
■ Equity - International

Morningstar Analyst Rating

N/A

FE Crown Rating

Discrete Performance - 12 months to 31/12/19

	2019	2018	2017	2016	2015
Fund	20.44	-	-	-	-
Stock Sector Average	23.18	-9.02	16.28	7.94	0.71

Cumulative Performance to 30/09/20

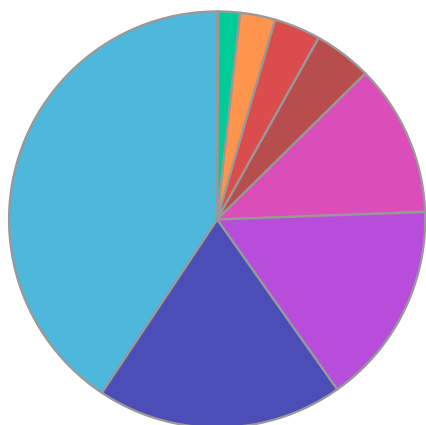
	1 Yr	2 Yrs	3 Yrs	4 Yrs	5 Yrs
Fund	4.60	-	-	-	-
Stock Sector Average	5.37	7.38	16.26	33.08	47.64

Performance Analysis - Annualised 3 years

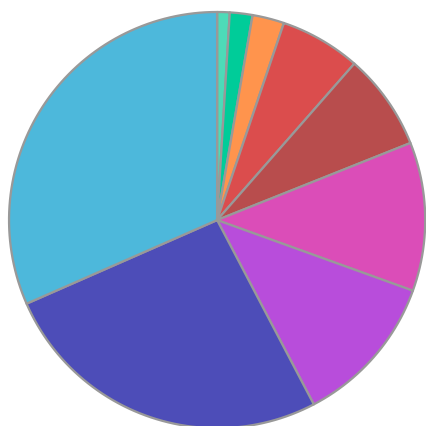
	Growth Rate %	Volatility	Alpha	Beta	Sharpe
Fund	-	-	-	-	-
Stock Sector Average	5.15	14.67	0.00	1.00	0.11

Sanlam Real Assets A GBP

Fund Composition



	(%)
UK	40.65
Europe	19.14
North America	15.79
Money Market	11.80
Asia	4.50
Australia	3.62
South America	2.73
Others	1.68
Africa	0.09



	(%)
Energy	31.58
Property	26.11
Money Market	11.80
Utilities	11.55
Transport	7.50
Others	6.26
Health Care	2.47
Communications	1.76
Education	0.97

* Data supplied by fund managers regarding fixed interests funds may not specify yield type. As the provision of redemption yield is an FCA regulatory requirement Novia assumes these are used.

Important Information

Performance details and yields are as at 30/09/2020. Performance figures are inclusive of net reinvested income. Source: FE. This document is designed only for professional investors and experienced advisers. The value of investments and the income gained may fluctuate. Investors may not get back the full amount invested. Past performance is not a guide to the future.