

Lyxor CrMSCIJpDRUCTS £

Fund Information

Sector

Equity - Japan

Manager's Name

N/A

Date Manager Appointed

N/A

Launch Date

Feb 2018

Fund Size (£m)

£115960.66

Yield* (See page2)

0.00 %

XD Dates

N/A

Last Distribution

N/A (XD Date)

N/A (Pay Date)

N/A (Distribution)

TER

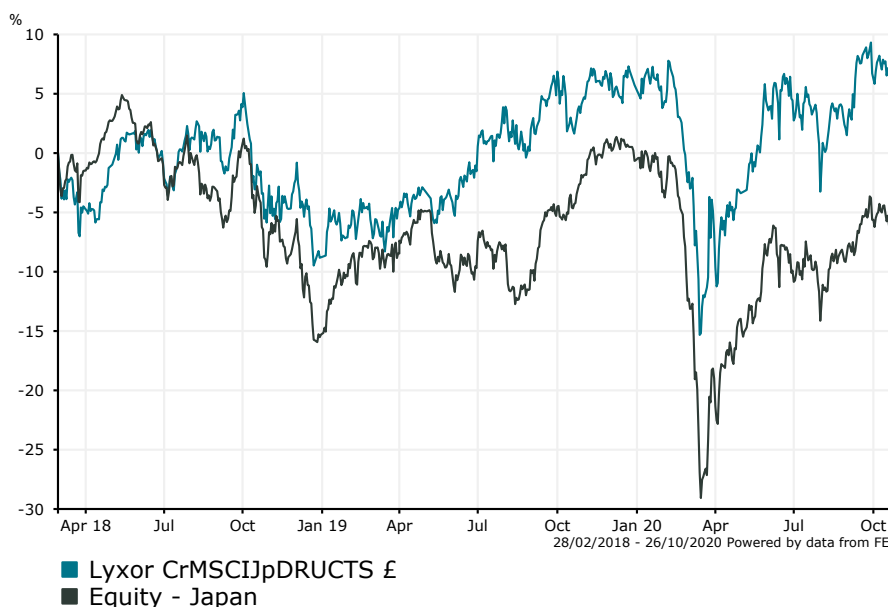
0.12 %

Fund Aim

The Lyxor Core MSCI Japan (DR) UCITS ETF - Acc is a UCITS compliant exchange traded fund that aims to track the MSCI Japan Net Total Return Index. The index is designed to represent the performance of the large and mid cap segment of the Japanese equity market. It covers approximately 85% of the free float-adjusted market capitalisation in Japan. Lyxor ETFs are efficient investment vehicles listed on exchange that offer transparent, liquid and low-cost exposure to the underlying benchmark index.

Sector: Equity - Japan

Performance


Morningstar Analyst Rating

N/A

FE Crown Rating

Discrete Performance - 12 months to 31/12/19

	2019	2018	2017	2016	2015
Fund	15.97	-	-	-	-
Stock Sector Average	17.36	-15.91	22.25	5.09	8.30

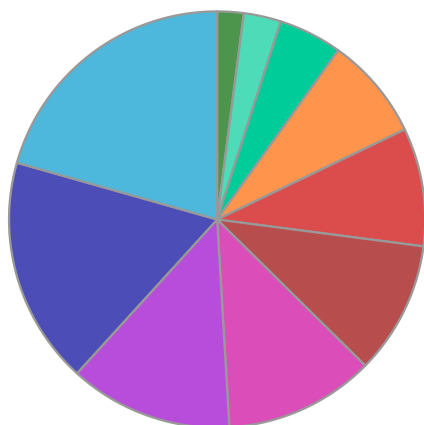
Cumulative Performance to 30/09/20

	1 Yr	2 Yrs	3 Yrs	4 Yrs	5 Yrs
Fund	1.76	2.48	-	-	-
Stock Sector Average	-0.34	-5.93	3.14	21.21	33.50

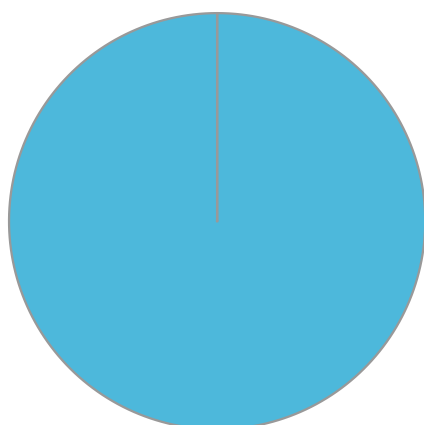
Performance Analysis - Annualised 3 years

	Growth Rate %	Volatility	Alpha	Beta	Sharpe
Fund	-	-	-	-	-
Stock Sector Average	1.04	15.50	0.00	1.00	0.00

Fund Composition



	(%)
Industrials	20.60
Consumer Discretionary	17.64
Information Technology	12.70
Health Care	11.67
Communications	10.33
Financials	9.18
Consumer Staples	7.99
Materials	4.94
Real Estate	2.90
Others	2.05



	(%)
Japan	100.00

Largest Holdings

Holdings	(%)
TOYOTA MOTOR CORP	3.94
SONY CORP	2.72
SOFTBANK CORP	2.72
KEYENCE CORP	2.40
NINTENDO CO	1.79

Holdings	(%)
TAKEDA PHARMACEUTICAL CO	1.58
DAIICHI SANKYO CO LTD	1.47
RECRUIT HLDGS CO LTD	1.42
MITSUBISHI UFJ FINANCIAL GROUP	1.36
SHIN-ETSU CHEMICAL CO	1.30

* Data supplied by fund managers regarding fixed interests funds may not specify yield type. As the provision of redemption yield is an FCA regulatory requirement Novia assumes these are used.

Important Information

Performance details and yields are as at 30/09/2020. Performance figures are inclusive of net reinvested income. Source: FE. This document is designed only for professional investors and experienced advisers. The value of investments and the income gained may fluctuate. Investors may not get back the full amount invested. Past performance is not a guide to the future.