

Wellington Gbl Impact NU Acc GBP
Fund Information
Sector
Equity - Ethical

Manager's Name
Tara Stilwell

Date Manager Appointed
Sep 2019

Launch Date
Mar 2019

Fund Size(£m)
£507.44

Yield* (See page2)
0.00 %

XD Dates
N/A

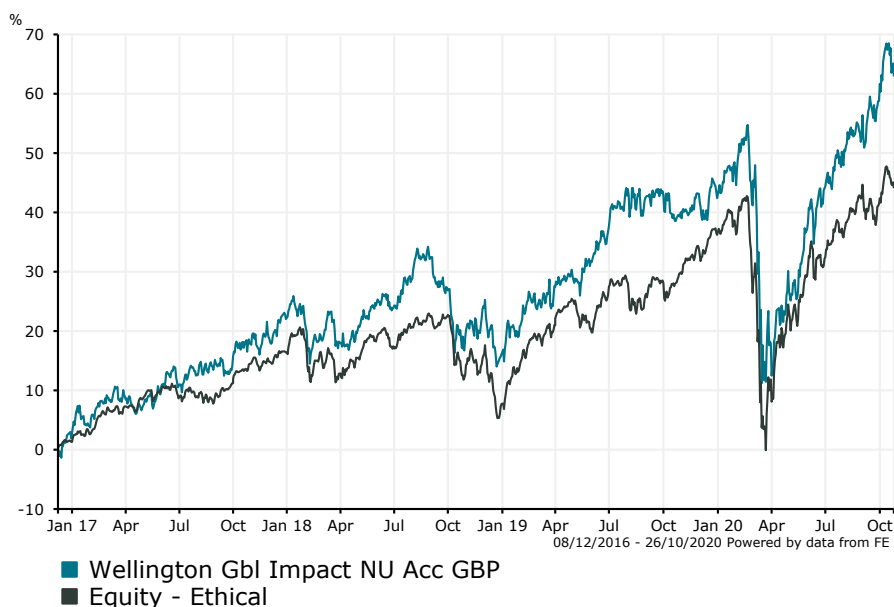
Last Distribution
N/A (XD Date)
N/A (Pay Date)
N/A(Distribution)

OCF
0.95 %

Fund Aim

The Wellington Global Impact Fund seeks long-term total returns. The Investment Manager will actively manage the Fund, seeking to achieve the objective by investing primarily in global equities, focusing on companies whose core business, in the opinion of the Investment Manager, aims to generate a positive social and/or environmental change alongside a financial return. Although the portfolio is not constructed relative to a benchmark, the MSCI All Country World Index will serve as a reference benchmark.

Sector: Equity - Ethical

Performance

Morningstar Analyst Rating

N/A

FE Crown Rating

Discrete Performance - 12 months to 31/12/19

	2019	2018	2017	2016	2015
Fund	22.65	-4.85	19.73	-	-
Stock Sector Average	26.44	-7.44	14.87	7.95	3.15

Cumulative Performance to 30/09/20

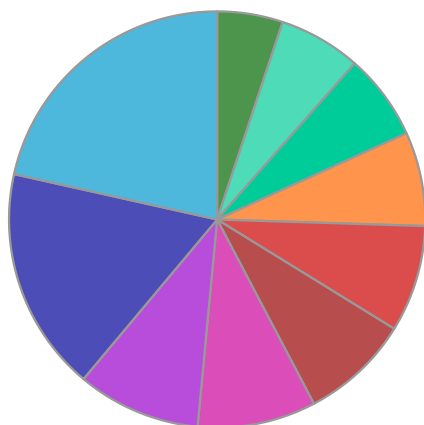
	1 Yr	2 Yrs	3 Yrs	4 Yrs	5 Yrs
Fund	10.62	24.75	39.21	-	-
Stock Sector Average	10.06	15.49	27.17	44.14	60.85

Performance Analysis - Annualised 3 years

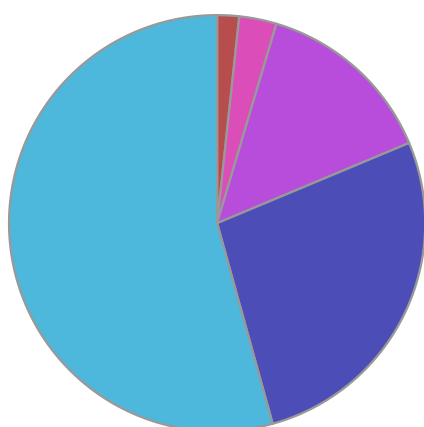
	Growth Rate %	Volatility	Alpha	Beta	Sharpe
Fund	11.66	15.25	4.51	0.86	0.54
Stock Sector Average	8.34	14.53	0.00	1.00	0.33

Wellington **Gbl Impact NU Acc GBP**

Fund Composition



	(%)
Health Care	21.50
Resources	17.40
Property	9.60
Others	9.20
Financials	8.50
Fishery, Agriculture & Forestry	8.30
Alternative & Renewable Energy	7.30
Media	6.70
Alternative & Renewable Energy	6.40
Safety & Security Services	5.10



	(%)
North America	54.30
Europe	27.00
Global Emerging Markets	14.10
Japan	2.90
Asia Pacific ex Japan	1.70

Largest Holdings

Holdings	(%)
DANAHER CORP	3.70
NUANCE COMMUNICATIONS INC	3.30
AGILENT TECHNOLOGIES INC	3.20
SIGNIFY NV	2.80
SCHNEIDER ELECTRIC SE	2.70

Holdings	(%)
DSM NV	2.60
ZOETIS INC	2.60
TRANE TECHNOLOGIES PLC	2.60
BAXTER INTERNATIONAL INC	2.50
KONINKLIJKE PHILIPS NV	2.50

* Data supplied by fund managers regarding fixed interests funds may not specify yield type. As the provision of redemption yield is an FCA regulatory requirement Novia assumes these are used.

Important Information

Performance details and yields are as at 30/09/2020. Performance figures are inclusive of net reinvested income. Source: FE. This document is designed only for professional investors and experienced advisers. The value of investments and the income gained may fluctuate. Investors may not get back the full amount invested. Past performance is not a guide to the future.