

L&G Cash Trust I Inc

Fund Information

Sector

IA Short Term Money Market

Manager's Name

LGIM Liquidity Team Management

Date Manager Appointed

Feb 2018

Launch Date

Mar 2019

Fund Size (£m)

£2491.31

Yield* (See page 2)

0.00 %

XD Dates

Aug 06, May 06, Feb 06, Nov 06

Last Distribution

06/08/20 (XD Date)

05/10/20 (Pay Date)

0.02 (Distribution)

OCF

0.15 %

Morningstar Analyst Rating

N/A

FE Crown Rating

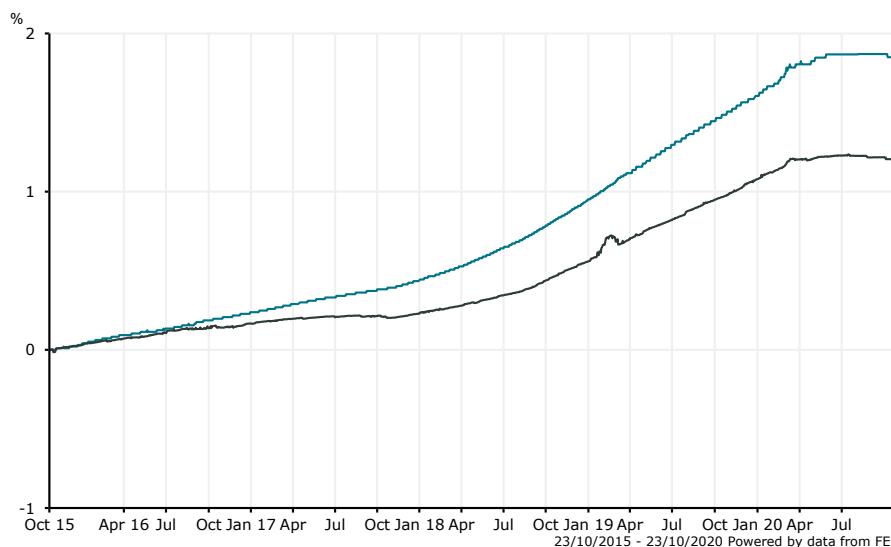
★★★★★

Fund Aim

The objective of this fund is to maintain capital and to provide a return in line with money market rates, before charges. The fund will generally invest in short term deposits, certificates of deposit, government bonds (predominantly UK) issued in pounds sterling (a type of loan which pays interest) and Repos. Repos are an agreement between two parties to sell or buy an asset and later reverse the trade at an agreed date and price. In stressed market conditions, the fund may be invested up to 100% in government and public securities issued by a single issuer. The maximum maturity of the instruments the fund invests in is 397 days but the fund must maintain a weighted average maturity of less than 60 days. The bonds that the fund invests in must be investment grade (rated as lower risk). Investment grade bonds are bonds that have achieved a higher credit rating from a rating agency. Credit ratings give an indication of how likely it is that the issuer of a bond will be able to pay back interest and the loan on time. The fund may use derivatives (contracts which have a value linked to the price of another asset) to: • reduce risk or cost; or • generate additional capital or income with no, or an acceptably low, level of risk. The fund may also invest in other fixed income securities, other money market instruments and collective investment schemes. This fund: • is not the same as a bank or building society account. Your money is not protected under the UK deposit protection scheme; • is appropriate for investors looking to add a cash element to their portfolio or those who wish to invest for a short period of time. If you do not understand this document we recommend you seek additional information to help you decide if this fund is right for you.

Sector: IA Short Term Money Market

Performance



■ L&G Cash Trust I Inc
■ IA Short Term Money Market

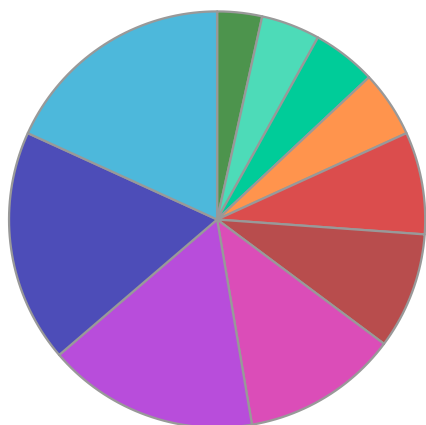
Discrete Performance - 12 months to 31/12/19					
	2019	2018	2017	2016	2015
Fund	0.65	0.51	0.20	0.21	0.23
Stock Sector Average	0.52	0.33	0.06	0.14	0.12

Cumulative Performance to 30/09/20					
	1 Yr	2 Yrs	3 Yrs	4 Yrs	5 Yrs
Fund	0.42	1.09	1.49	1.68	1.89
Stock Sector Average	0.27	0.78	1.00	1.08	1.23

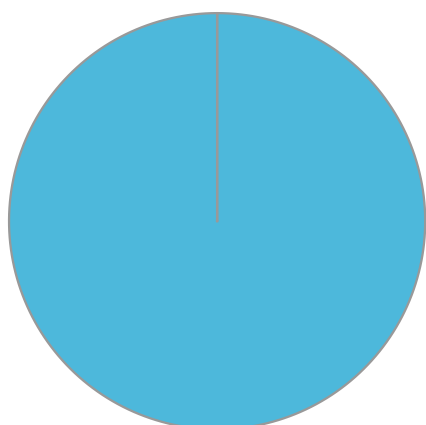
Performance Analysis - Annualised 3 years					
	Growth Rate %	Volatility	Alpha	Beta	Sharpe

L&G Cash Trust I Inc

Fund Composition



	(%)
Japan	18.19
UK	18.09
France	16.40
Netherlands	12.13
Canada	9.05
Others	7.95
Australia	5.17
United Arab Emirates	4.97
USA	4.57
Others	3.48



	(%)
Money Market	100.00

Largest Holdings

Holdings	(%)
COOPERATIEVE RABOBANK UA	7.60
BANK OF TOKYO-MITSUB LDN	7.60
BRED - BANQUE POPULAIRE	7.00
NATIONWIDE BUILDING SOC	7.00
NATIONAL BANK OF CANADA	6.00

Holdings	(%)
MIZUHO CORP BANK LTD	3.80
BNP PARIBAS LONDON	3.60
SUMITOMO MITSUI BANKING	3.40
ABN AMRO BANK NV	3.40
SUMITOMO MITSUI TRUST BANK LD	3.40

* Data supplied by fund managers regarding fixed interests funds may not specify yield type. As the provision of redemption yield is an FCA regulatory requirement Novia assumes these are used.

Important Information

Performance details and yields are as at 30/09/2020. Performance figures are inclusive of net reinvested income. Source: FE. This document is designed only for professional investors and experienced advisers. The value of investments and the income gained may fluctuate. Investors may not get back the full amount invested. Past performance is not a guide to the future.