

Trojan Ethical O Acc

Fund Information

Sector

IA Flexible Investment

Manager's Name

Charlotte Yonge

Date Manager Appointed

Mar 2019

Launch Date

Mar 2019

Fund Size (£m)

£176.73

Yield* (See page2)

0.10 %

XD Dates

Aug 03, Feb 03

Last Distribution

03/08/20 (XD Date)

30/09/20 (Pay Date)

0.09(Distribution)

OCF

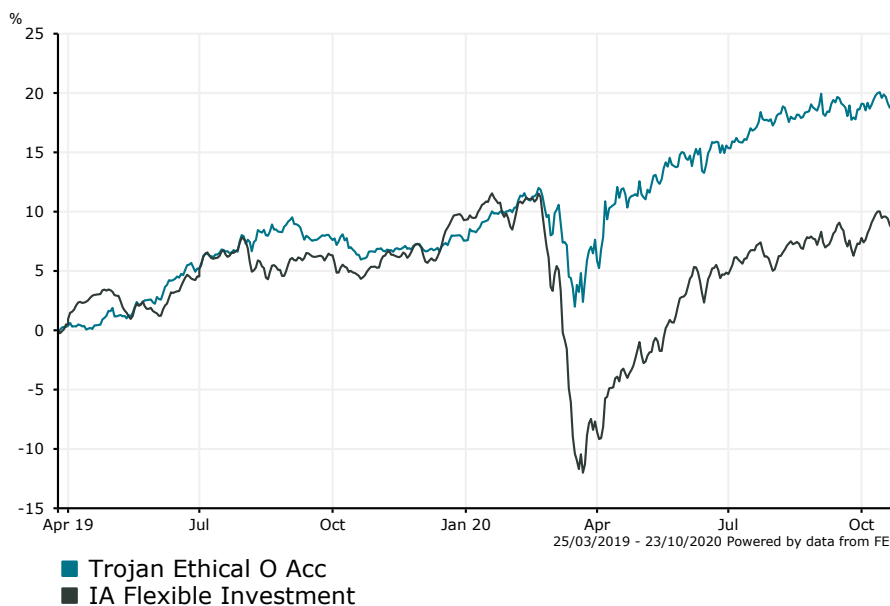
1.02 %

Fund Aim

To seek to achieve growth in capital (net of fees), ahead of inflation (UK Retail Prices Index), over the longer term (5 to 7 years). Capital invested is at risk and there is no guarantee that a positive return will be delivered or that the investment objective will be achieved.

Sector: IA Flexible Investment

Performance



Morningstar Analyst Rating
N/A

FE Crown Rating

Discrete Performance - 12 months to 31/12/19

	2019	2018	2017	2016	2015
Fund	-	-	-	-	-
Stock Sector Average	15.66	-6.72	11.21	13.82	1.99

Cumulative Performance to 30/09/20

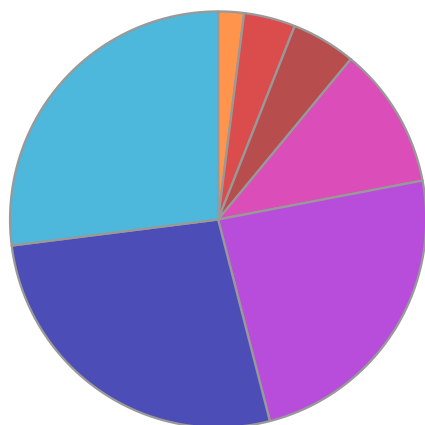
	1 Yr	2 Yrs	3 Yrs	4 Yrs	5 Yrs
Fund	10.04	-	-	-	-
Stock Sector Average	0.88	4.15	9.75	21.30	41.26

Performance Analysis - Annualised 3 years

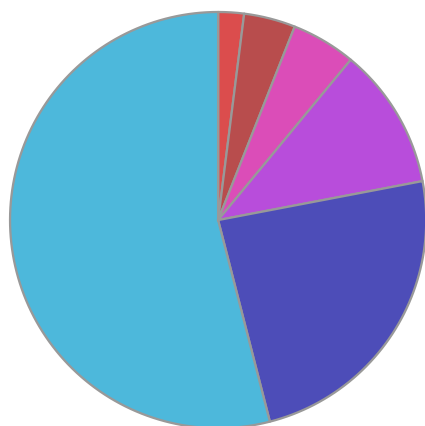
	Growth Rate %	Volatility	Alpha	Beta	Sharpe
Fund	-	-	-	-	-
Stock Sector Average	3.15	11.00	0.00	1.00	0.00

Trojan Ethical O Acc

Fund Composition



	(%)
Global Index Linked	27.00
US Equities	27.00
Money Market	24.00
Commodity & Energy	11.00
UK Equities	5.00
Swiss Equities	4.00
European Equities	2.00



	(%)
USA	54.00
Money Market	24.00
Not Specified	11.00
UK	5.00
Switzerland	4.00
Europe	2.00

Largest Holdings

Holdings	(%)
WISDOMTREE PHYSICAL GOLD	6.20
INVESCO PHYSICAL GOLD ETC USD	5.10
MICROSOFT CORP	4.80
UNILEVER	3.80
ALPHABET INC	3.80

Holdings	(%)
MEDTRONIC INC	3.70
VISA INC	3.70
NESTLE SA	3.60
COLGATE-PALMOLIVE CO	2.10
AGILENT TECHNOLOGIES INC	2.00

* Data supplied by fund managers regarding fixed interests funds may not specify yield type. As the provision of redemption yield is an FCA regulatory requirement Novia assumes these are used.

Important Information

Performance details and yields are as at 30/09/2020. Performance figures are inclusive of net reinvested income. Source: FE. This document is designed only for professional investors and experienced advisers. The value of investments and the income gained may fluctuate. Investors may not get back the full amount invested. Past performance is not a guide to the future.