

iShares MSCI Erp ESG Enhcd UCTS GBP

Fund Information

Sector

Equity - Europe

Manager's Name

N/A

Date Manager Appointed

N/A

Launch Date

Mar 2019

Fund Size (£m)

£137.15

Yield* (See page2)

0.00 %

XD Dates

Jun 11, Dec 12

Last Distribution

11/06/20 (XD Date)

24/06/20 (Pay Date)

0.06(Distribution)

OCF

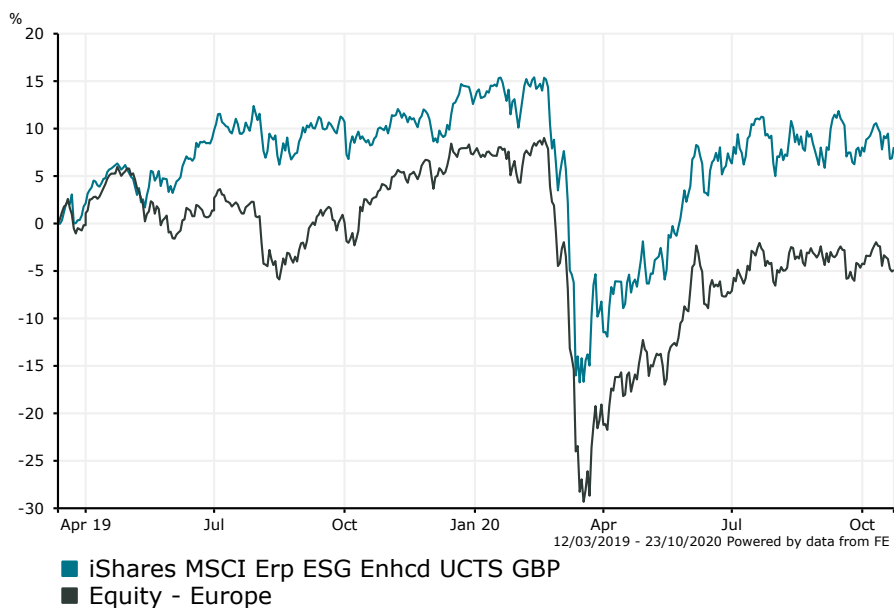
0.12 %

Fund Aim

The fund seeks to track the performance of an index composed of European companies that screens out controversial business areas and gives greater weighting to companies with higher environmental, social and governance (ESG) scores.

Sector: Equity - Europe

Performance


Morningstar Analyst Rating

N/A

FE Crown Rating

Discrete Performance - 12 months to 31/12/19

	2019	2018	2017	2016	2015
Fund	-	-	-	-	-
Stock Sector Average	19.59	-16.69	20.33	-1.88	0.99

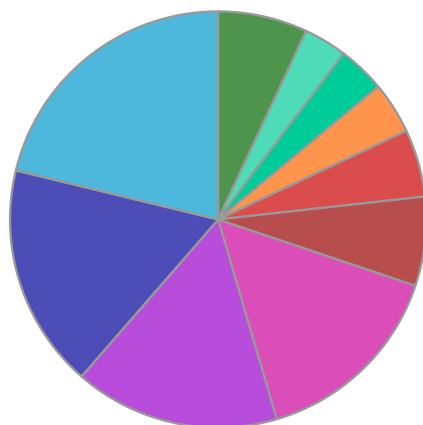
Cumulative Performance to 30/09/20

	1 Yr	2 Yrs	3 Yrs	4 Yrs	5 Yrs
Fund	-3.59	-	-	-	-
Stock Sector Average	-5.53	-8.61	-8.87	9.55	10.13

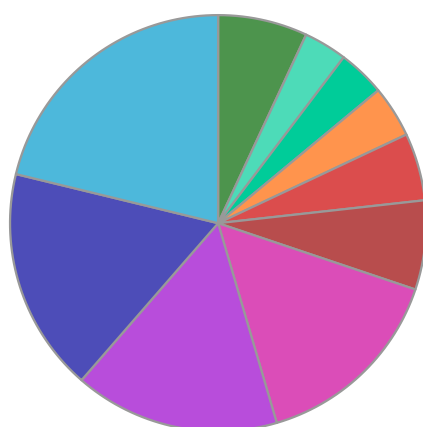
Performance Analysis - Annualised 3 years

	Growth Rate %	Volatility	Alpha	Beta	Sharpe
Fund	-	-	-	-	-
Stock Sector Average	-3.05	16.27	0.00	1.00	-0.01

Fund Composition



	(%)
UK Equities	21.20
French Equities	17.39
Swiss Equities	15.94
German Equities	15.29
Dutch Equities	6.92
Swedish Equities	5.24
Danish Equities	4.02
Italian Equities	3.66
Spanish Equities	3.36
Others	6.95



	(%)
UK	21.20
France	17.39
Switzerland	15.94
Germany	15.29
Netherlands	6.92
Sweden	5.24
Denmark	4.02
Italy	3.66
Spain	3.36
Others	6.95

Largest Holdings

Holdings	(%)
NESTLE SA	4.31
ROCHE HLDG AG	3.06
SAP SE	2.07
ASTRAZENECA PLC	1.84
ASML HOLDING NV	1.82

Holdings	(%)
NOVO NORDISK A/S	1.54
SANOFI	1.50
LVMH MOET HENNESSY VUITTON SE	1.48
SIEMENS AG	1.43
GLAXOSMITHKLINE	1.37

* Data supplied by fund managers regarding fixed interests funds may not specify yield type. As the provision of redemption yield is an FCA regulatory requirement Novia assumes these are used.

Important Information

Performance details and yields are as at 30/09/2020. Performance figures are inclusive of net reinvested income. Source: FE. This document is designed only for professional investors and experienced advisers. The value of investments and the income gained may fluctuate. Investors may not get back the full amount invested. Past performance is not a guide to the future.