

Wellington Gbl Impact Bd NH Acc GBP

Fund Information

Sector

Fixed Int - USD Investment Grade

Manager's Name

Campe Goodman

Date Manager Appointed

Apr 2019

Launch Date

Apr 2019

Fund Size (£m)

£124.06

Yield* (See page2)

0.00 %

XD Dates

N/A

Last Distribution

N/A (XD Date)

N/A (Pay Date)

N/A(Distribution)

OCF

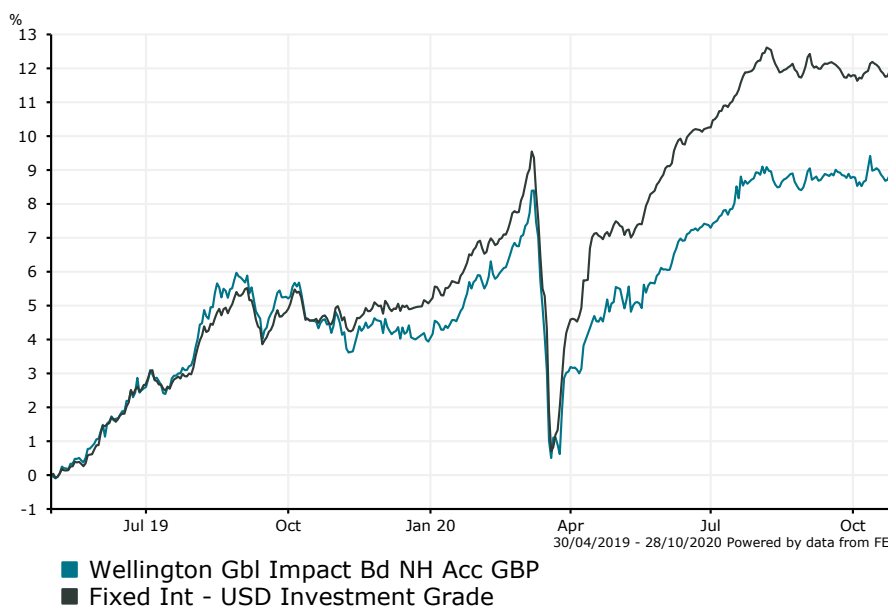
0.50 %

Fund Aim

The investment objective of the Fund is to seek long-term total returns. The Investment Manager will actively manage the Fund, seeking to achieve the objective by investing primarily in investment grade rated global fixed income securities issued by organisations whose core business, in the opinion of the Investment Manager, aims to address some of the world's major social and environmental challenges. Although the portfolio is not constructed relative to a benchmark, the Bloomberg Barclays Global Aggregate Hedged to US dollar Index will serve as a reference benchmark.

Sector: Fixed Int - USD Investment Grade

Performance


Morningstar Analyst Rating

N/A

FE Crown Rating

Discrete Performance - 12 months to 31/12/19

	2019	2018	2017	2016	2015
Fund	-	-	-	-	-
Stock Sector Average	8.72	-1.25	2.86	3.82	-0.74

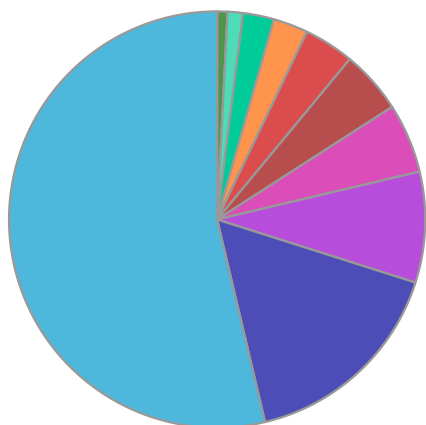
Cumulative Performance to 30/09/20

	1 Yr	2 Yrs	3 Yrs	4 Yrs	5 Yrs
Fund	3.32	-	-	-	-
Stock Sector Average	6.63	16.19	14.37	14.62	21.56

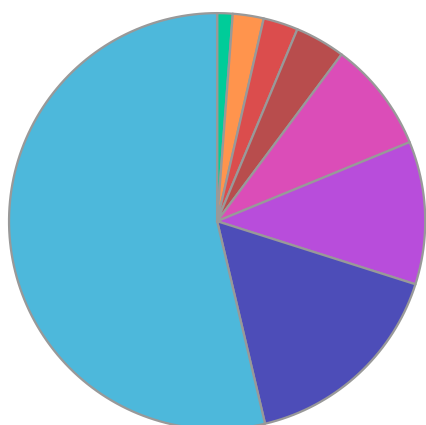
Performance Analysis - Annualised 3 years

	Growth Rate %	Volatility	Alpha	Beta	Sharpe
Fund	-	-	-	-	-
Stock Sector Average	4.58	3.87	0.00	1.00	0.28

Fund Composition



	(%)
USA	53.70
Eurozone	16.40
Asia Pacific ex Japan	8.60
Not Specified	5.40
International	4.90
UK	3.90
Europe	2.70
Latin America	2.40
Japan	1.20
Europe & Middle East	0.80



	(%)
US Fixed Interest	53.70
Eurozone Fixed Interest	16.40
Global Fixed Interest	11.10
Asia Pacific ex Japan Fixed Interest	8.60
UK Fixed Interest	3.90
European Fixed Interest	2.70
American Emerging Fixed Interest	2.40
Japanese Fixed Interest	1.20

* Data supplied by fund managers regarding fixed interests funds may not specify yield type. As the provision of redemption yield is an FCA regulatory requirement Novia assumes these are used.

Important Information

Performance details and yields are as at 30/09/2020. Performance figures are inclusive of net reinvested income. Source: FE. This document is designed only for professional investors and experienced advisers. The value of investments and the income gained may fluctuate. Investors may not get back the full amount invested. Past performance is not a guide to the future.