

Smith & Williamson UKEquityGrth B A
Fund Information
Sector

IA UK All Companies

Manager's Name

Mark Boucher

Date Manager Appointed

May 2006

Launch Date

Apr 2019

Fund Size (£m)

£23.00

Yield* (See page2)

2.05 %

XD Dates

Jul 16, Jan 16

Last Distribution

16/07/20 (XD Date)

10/09/20 (Pay Date)

1.19(Distribution)

OCF

0.74 %

Fund Aim

To achieve long-term growth of capital, primarily through investment in the UK but with some exposure to other world markets from time to time. In order to achieve this objective, the strategy is to invest primarily in established UK companies where the Manager believes there to be good prospects for above average growth.

Sector: IA UK All Companies


Performance


■ Smith & Williamson UKEquityGrth B A
 ■ IA UK All Companies

Morningstar Analyst Rating

N/A

FE Crown Rating



Discrete Performance - 12 months to 31/12/19

	2019	2018	2017	2016	2015
Fund	26.59	-14.88	14.82	10.25	6.14
Stock Sector Average	22.24	-11.19	13.99	10.82	4.86

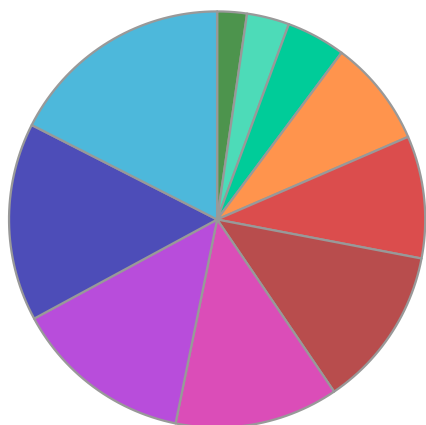
Cumulative Performance to 30/09/20

	1 Yr	2 Yrs	3 Yrs	4 Yrs	5 Yrs
Fund	-11.57	-10.64	-5.14	10.47	19.13
Stock Sector Average	-12.76	-12.78	-7.95	4.61	16.90

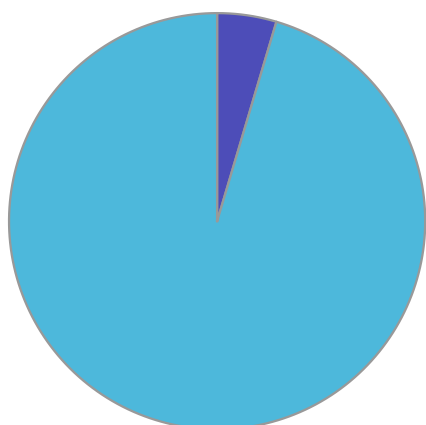
Performance Analysis - Annualised 3 years

	Growth Rate %	Volatility	Alpha	Beta	Sharpe
Fund	-1.74	19.40	1.68	1.13	-0.01
Stock Sector Average	-2.72	16.89	0.00	1.00	-0.01

Fund Composition



	(%)
Consumer Discretionary	17.50
Materials	15.40
Consumer Staples	13.90
Financials	12.70
Health Care	12.50
Industrials	9.50
Communications	8.30
Money Market	4.60
Energy	3.30
Others	2.30



	(%)
UK Equities	95.40
Money Market	4.60

Largest Holdings

Holdings	(%)
ASTRAZENECA PLC	8.30
RIO TINTO	7.20
RECKITT BENCKISER GROUP PLC	5.00
FUTURE PLC	5.00
LONDON STOCK EXCHANGE GROUP	4.50

Holdings	(%)
JD SPORTS FASHION PLC	4.40
TESCO CORP	3.70
3I EUROPEAN T ORD GBP0.10	3.60
CRH	3.40
ASSTEAD GROUP	3.30

* Data supplied by fund managers regarding fixed interests funds may not specify yield type. As the provision of redemption yield is an FCA regulatory requirement Novia assumes these are used.

Important Information

Performance details and yields are as at 30/09/2020. Performance figures are inclusive of net reinvested income. Source: FE. This document is designed only for professional investors and experienced advisers. The value of investments and the income gained may fluctuate. Investors may not get back the full amount invested. Past performance is not a guide to the future.