

Margetts Providence Strategy S Acc

Fund Information

Sector

IA Mixed Investment 20-60% Shares

Manager's Name

Toby Ricketts

Date Manager Appointed

Jan 2001

Launch Date

May 2019

Fund Size(£m)

£130.82

Yield* (See page2)

3.04 %

XD Dates

Jul 01, Jan 02

Last Distribution

01/07/20 (XD Date)

31/08/20 (Pay Date)

5.41(Distribution)

OCF

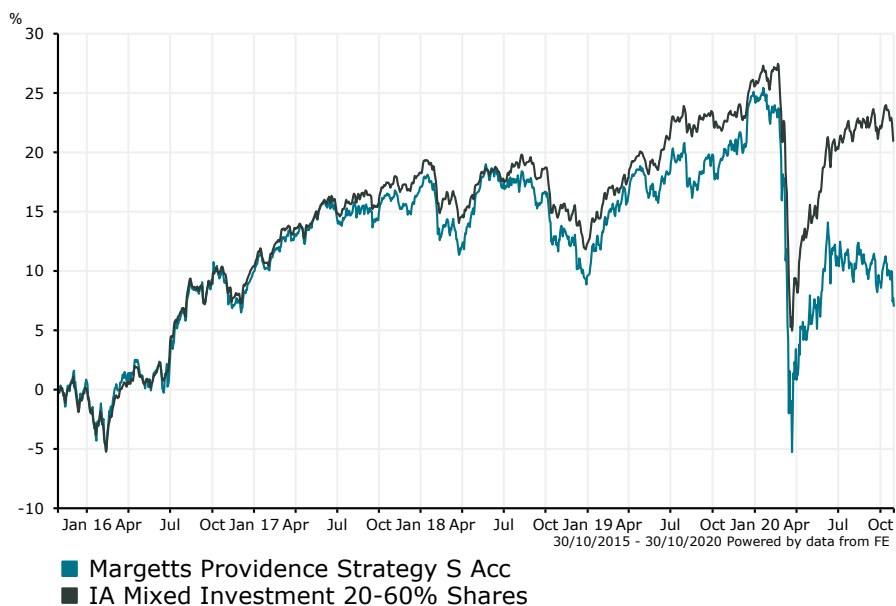
0.89 %

Fund Aim

To provide a balance of long term capital growth and increasing income by investment in any economic sector in any geographic area in regulated collective investment schemes investing in a wide range of assets including equities, fixed interest and cash type instruments.

Sector: IA Mixed Investment 20-60% Shares

Performance



Morningstar Analyst Rating

N/A

FE Crown Rating

👑👑👑👑👑

Discrete Performance - 12 months to 31/12/19

	2019	2018	2017	2016	2015
Fund	13.89	-6.40	6.49	8.98	1.62
Stock Sector Average	11.84	-5.10	7.16	10.32	1.21

Cumulative Performance to 30/09/20

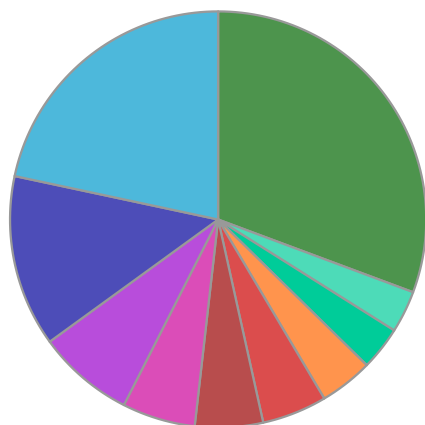
	1 Yr	2 Yrs	3 Yrs	4 Yrs	5 Yrs
Fund	-8.91	-6.50	-4.51	-0.15	12.60
Stock Sector Average	-1.19	2.77	5.45	11.94	25.49

Performance Analysis - Annualised 3 years

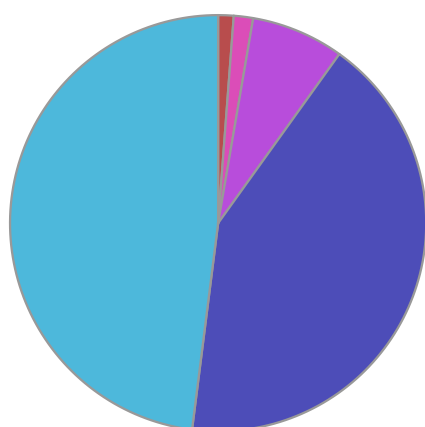
	Growth Rate %	Volatility	Alpha	Beta	Sharpe
Fund	-1.53	9.85	-3.36	1.11	0.00
Stock Sector Average	1.78	8.49	0.00	1.00	0.00

Margetts Providence Strategy S Acc

Fund Composition



	(%)
Financials	21.65
Industrials	13.34
Utilities	7.53
Consumer Goods	5.68
Index Linked	5.28
Consumer Services	5.04
Health Care	4.14
Basic Materials	3.39
Consumer Staples	3.27
Others	30.68



	(%)
UK Equities	48.00
Global Fixed Interest	42.10
Asia Pacific ex Japan Equities	7.20
Money Market	1.50
Others	1.20

Largest Holdings

Holdings	(%)
L&G SHORT DATED STERLING CORPORATE BOND INDEX C ACC	9.42
VANGUARD UK SHORT-TERM INVESTMENT GRADE BOND INDEX ACC GBP	7.47
L&G ASIAN INCOME TRUST C ACC	7.24
FIDELITY SHORT DATED CORPORATE BOND W ACC	7.09
FRANKLIN UK EQUITY INCOME W ACC	6.92

Holdings	(%)
THREADNEEDLE UK EQUITY INCOME INA GBP	6.88
VANGUARD FTSE UK EQUITY INCOME INDEX ACC GBP	6.88
GAM UK EQUITY INCOME Z SEMI ANNUAL ACC	6.87
ROYAL LONDON UK EQUITY INCOME Z INC	6.87
AVIVA INV UK LISTED EQUITY INCOME 2	6.84

* Data supplied by fund managers regarding fixed interests funds may not specify yield type. As the provision of redemption yield is an FCA regulatory requirement Novia assumes these are used.

Important Information

Performance details and yields are as at 30/09/2020. Performance figures are inclusive of net reinvested income. Source: FE. This document is designed only for professional investors and experienced advisers. The value of investments and the income gained may fluctuate. Investors may not get back the full amount invested. Past performance is not a guide to the future.