

## BlackRock MyMap 5 D Acc

### Fund Information

**Sector**

IA Volatility Managed

**Manager's Name**

 Rafael Iborra  
John Wang

**Date Manager Appointed**

May 2019

**Launch Date**

May 2019

**Fund Size(£m)**

£100.62

**Yield\*** (See page2)

0.00 %

**XD Dates**

Sep 01, Mar 02

**Last Distribution**

 01/09/20 (XD Date)  
30/10/20 (Pay Date)  
0.49(Distribution)

**OCF**

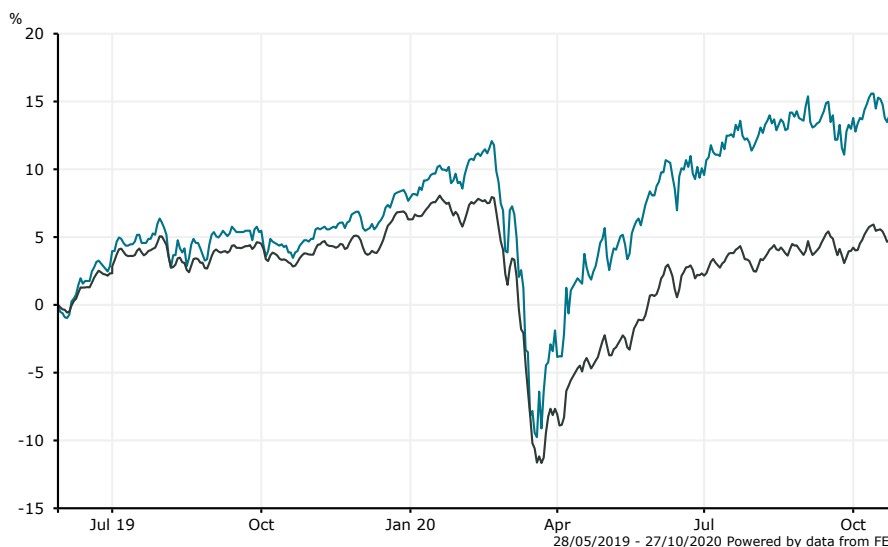
0.17 %

### Fund Aim

The aim of the Fund is to provide, over five year periods, a return on your investment (generated through an increase in the value of the assets held by the Fund and/or income received from those assets) through an actively managed portfolio, whilst also maintaining a risk profile (i.e. an evaluation of the risks (e.g. risk of losses) associated with the portfolio) for the Fund's portfolio of 8%-11%. The risk profile of the Fund's portfolio, for this purpose, is measured as the volatility (i.e. the degree of fluctuation) of the Fund's returns converted into an annual rate, over a five year period. Generally, the higher the volatility, the riskier the investment.

**Sector:** IA Volatility Managed

### Performance



■ BlackRock MyMap 5 D Acc  
■ IA Volatility Managed

**Morningstar Analyst Rating**

N/A

**FE Crown Rating**

#### Discrete Performance - 12 months to 31/12/19

	2019	2018	2017	2016	2015
Fund	-	-	-	-	-
Stock Sector Average	13.47	-5.41	8.25	13.12	1.54

#### Cumulative Performance to 30/09/20

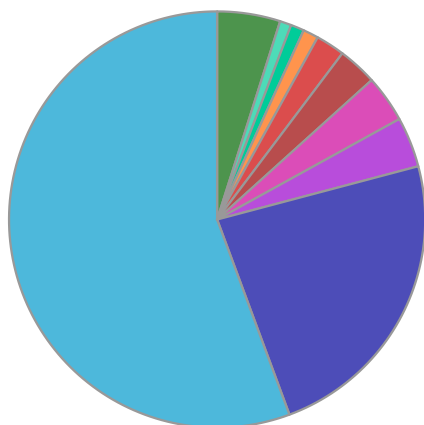
	1 Yr	2 Yrs	3 Yrs	4 Yrs	5 Yrs
Fund	7.22	-	-	-	-
Stock Sector Average	-0.58	4.15	8.51	16.04	33.88

#### Performance Analysis - Annualised 3 years

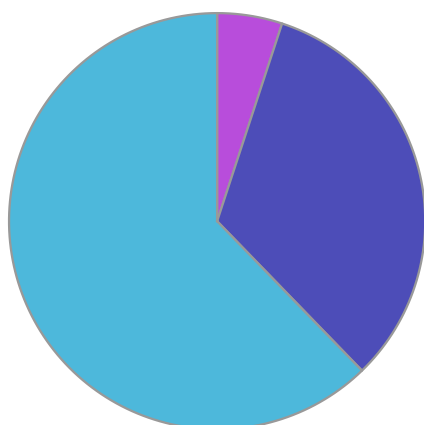
	Growth Rate %	Volatility	Alpha	Beta	Sharpe
Fund	-	-	-	-	-
Stock Sector Average	2.76	9.07	0.00	1.00	0.00

**BlackRock MyMap 5 D Acc**

**Fund Composition**



	(%)
USA	55.65
UK	23.47
Germany	3.90
France	3.66
Japan	3.04
Netherlands	2.25
China	1.20
Canada	1.04
Ireland	0.89
Others	4.90



	(%)
International Equities	63.04
Global Fixed Interest	33.10
Alternative Assets	5.12
Money Market	-1.26

**Largest Holdings**

Holdings	(%)
ISHARES MSCI USA ESG ENHANCE USDHA	18.39
ISHARES NORTH AMERICAN EQUITY INDEX (UK) X ACC	12.17
ISHARES MSCI EMU ESG ENHANCE EURHA	11.17
ISH \$ TRES BND 7-10 ETF \$ DIST	10.07
ISHARES 100 UK EQUITY INDEX (UK) X ACC	9.24

Holdings	(%)
ISHARES US EQUITY INDEX (UK) X ACC	6.08
ISH \$ TSY BND 20+YR UCITS GBP DIST	6.00
ISHARES PHYSICAL GOLD ETC	5.12
ISH UK GILTS 0-5 ETF GBP DIST	4.03
ISHARES INDEX LINKED GILT INDEX (UK) X ACC	4.01

\* Data supplied by fund managers regarding fixed interests funds may not specify yield type. As the provision of redemption yield is an FCA regulatory requirement Novia assumes these are used.

**Important Information**

Performance details and yields are as at 30/09/2020. Performance figures are inclusive of net reinvested income. Source: FE. This document is designed only for professional investors and experienced advisers. The value of investments and the income gained may fluctuate. Investors may not get back the full amount invested. Past performance is not a guide to the future.