

Stewart Investors AsPcLdrStn B A£
Fund Information
Sector
 IA Specialist

Manager's Name
 David Gait

Date Manager Appointed
 Aug 2015

Launch Date
 Dec 2003

Fund Size(£m)
 £6609.19

Yield* (See page2)
 0.80 %

XD Dates
 Aug 03, Feb 03

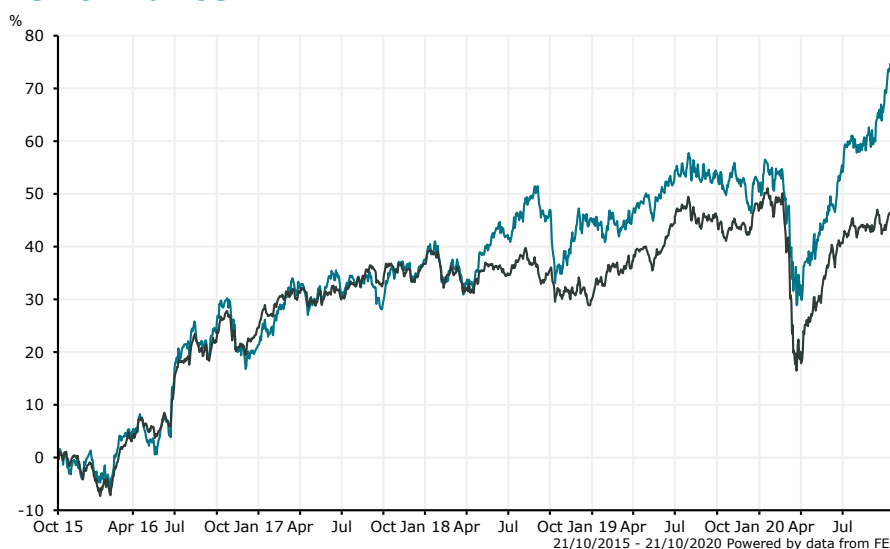
Last Distribution
 03/08/20 (XD Date)
 30/09/20 (Pay Date)
 5.21(Distribution)

OCF
 0.88 %

Fund Aim

The Fund aims to grow your investment. The Fund invests in shares of companies based in or having significant operations in the Asia Pacific region including Australia and New Zealand excluding Japan. The Fund invests in shares of large and mid-sized companies in the region. These companies generally have a total stock market value of at least US\$1 billion. Consideration is given to investment in companies that are positioned to benefit from, and contribute to, the sustainable development of the countries in which they operate. The Fund may use derivatives to reduce risk or to manage the Fund more efficiently.

Sector: IA Specialist

Performance


■ Stewart Investors AsPcLdrStn B A£
 ■ IA Specialist

Morningstar Analyst Rating
 Gold

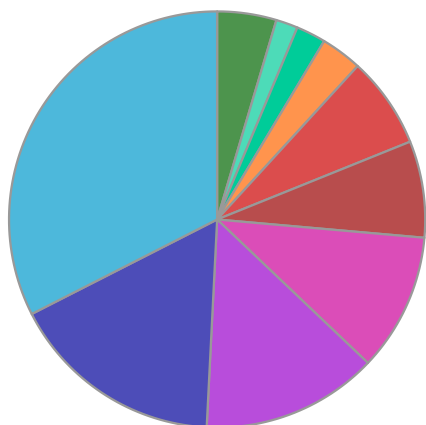
FE Crown Rating


Discrete Performance - 12 months to 31/12/19					
	2019	2018	2017	2016	2015
Fund	3.76	5.40	13.45	19.64	1.94
Stock Sector Average	13.04	-5.05	9.73	26.17	-5.66

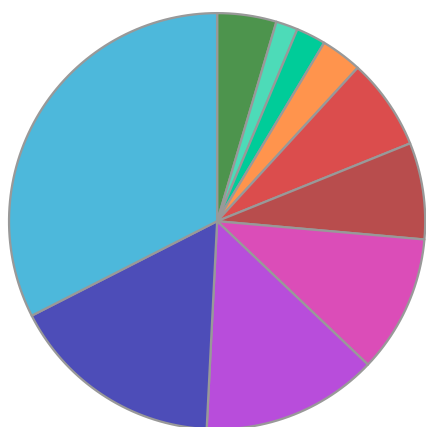
Cumulative Performance to 30/09/20					
	1 Yr	2 Yrs	3 Yrs	4 Yrs	5 Yrs
Fund	8.50	13.88	29.54	35.12	74.03
Stock Sector Average	-1.74	5.71	7.58	17.45	48.67

Performance Analysis - Annualised 3 years					
	Growth Rate %	Volatility	Alpha	Beta	Sharpe
Fund	9.01	11.25	7.19	0.73	0.49
Stock Sector Average	2.46	11.94	0.00	1.00	0.00

Fund Composition



	(%)
Indian Equities	32.50
Japanese Equities	16.70
Taiwanese Equities	13.70
Money Market	10.70
Australian Equities	7.50
Chinese Equities	7.10
Hong Kong Equities	3.20
Indonesian Equities	2.30
South Korean Equities	1.70
Others	4.60



	(%)
India	32.50
Japan	16.70
Taiwan	13.70
Money Market	10.70
Australia	7.50
China	7.10
Hong Kong	3.20
Indonesia	2.30
Korea	1.70
Others	4.60

Largest Holdings

Holdings	(%)
UNICHARM CORP	5.40
HOYA CORP	4.90
CSL	4.80
TAIWAN SEMICONDUCTOR MANUFACTURING	4.70
TATA CONSULTANCY SERVICES	4.50

Holdings	(%)
MAHINDRA & MAHINDRA	4.40
TECH MAHINDRA	4.30
HOUSING DEVELOPMENT FINANCE CORPORATION LIMITED	4.10
MARICO	3.10
DR REDDYS LABORATORIES	2.70

* Data supplied by fund managers regarding fixed interests funds may not specify yield type. As the provision of redemption yield is an FCA regulatory requirement Novia assumes these are used.

Important Information

Performance details and yields are as at 30/09/2020. Performance figures are inclusive of net reinvested income. Source: FE. This document is designed only for professional investors and experienced advisers. The value of investments and the income gained may fluctuate. Investors may not get back the full amount invested. Past performance is not a guide to the future.