

## VT Grrwy Divfd Inc R A£

### Fund Information

**Sector**

IA Sterling Strategic Bond

**Manager's Name**

Mark Harris

**Date Manager Appointed**

Mar 2014

**Launch Date**

Mar 2014

**Fund Size(£m)**

£7.37

**Yield\*** (See page2)

6.62 %

**XD Dates**

Aug 28, Jul 31, Jun 30, May 29

**Last Distribution**

28/08/20 (XD Date)

30/10/20 (Pay Date)

0.92(Distribution)

**OCF**

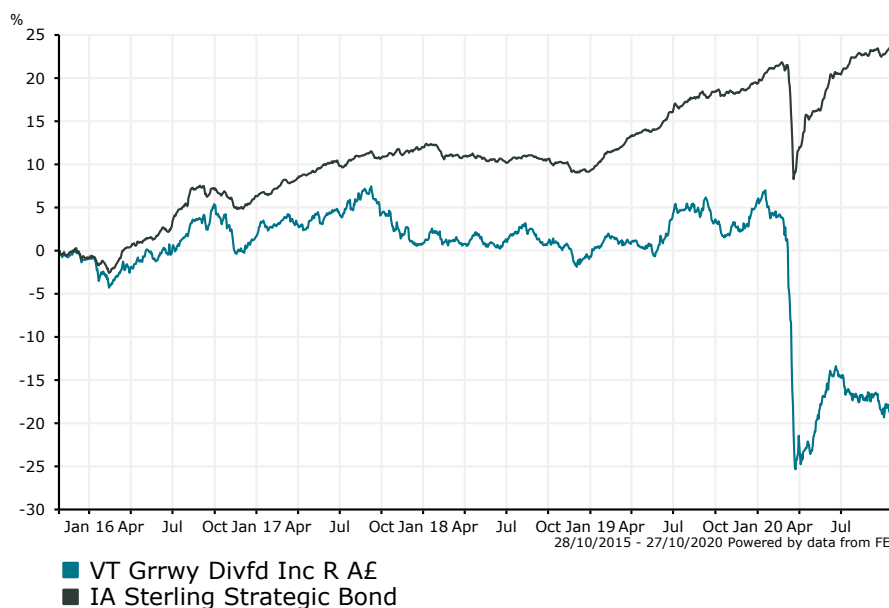
1.16 %

### Fund Aim

The Fund is a UK domiciled UCITS fund, which seeks to provide a high level of income, primarily through investment in a concentrated portfolio of fixed income securities. The Manager aims to deliver above-average income over a market cycle, while mitigating capital volatility, by investing across the bond universe.

**Sector:** IA Sterling Strategic Bond

### Performance


**Morningstar Analyst Rating**

N/A

**FE Crown Rating**

**Discrete Performance - 12 months to 31/12/19**

	2019	2018	2017	2016	2015
Fund	6.48	-1.45	-0.78	2.58	3.59
Stock Sector Average	9.26	-2.49	5.31	7.33	-0.19

**Cumulative Performance to 30/09/20**

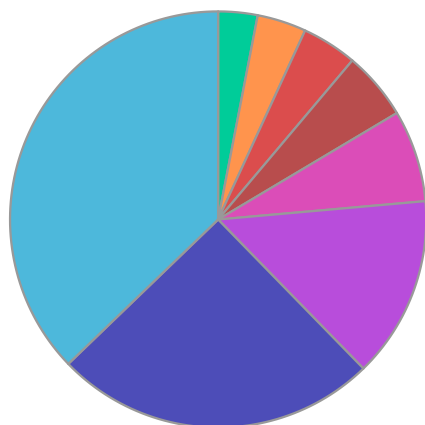
	1 Yr	2 Yrs	3 Yrs	4 Yrs	5 Yrs
Fund	-21.40	-19.27	-21.84	-22.79	-17.73
Stock Sector Average	3.59	10.93	10.81	14.43	24.00

**Performance Analysis - Annualised 3 years**

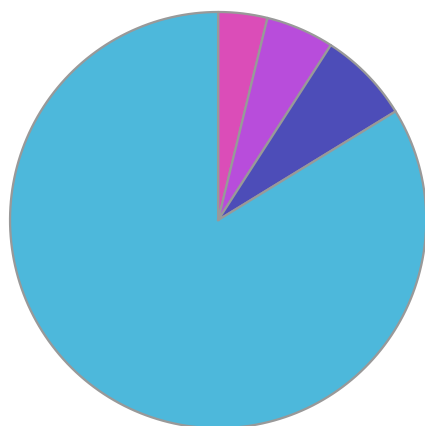
	Growth Rate %	Volatility	Alpha	Beta	Sharpe
Fund	-7.89	14.91	-13.59	2.11	-0.02
Stock Sector Average	3.48	5.72	0.00	1.00	0.00

**VT Grrwy Divfd Inc R A£**

**Fund Composition**



	(%)
International Fixed Interest	37.66
Fixed Interest	25.40
Fixed Interest	14.28
Cash & Cash Equivalents	7.23
Financials	5.36
European Fixed Interest	4.34
Consumer Credit & Leasing	3.86
Global Emerging Market Fixed Interest	3.09
Futures	-1.23



	(%)
Global Fixed Interest	84.78
Cash & Cash Equivalents	7.23
Europe ex UK Equities	5.36
International Equities	3.86
Futures	-1.23

**Largest Holdings**

Holdings	(%)
MAN GLG HIGH YIELD OPPORTUNITIES PROFESSIONAL D	18.36
ARTEMIS HIGH INCOME I INC	14.28
SEMPER TOTAL RETURN I GBP	13.67
TWENTYFOUR SELECT MONTHLY INCOME FUND LIMITED ORD 1P	9.71
VPC SPECIALTY LENDING INVESTMENTS PLC ORD GBP 0.01	9.21

Holdings	(%)
SCHRODER HIGH YIELD OPPORTUNITIES Z INC	7.04
VOLTA FINANCE LTD	5.36
TABULA ICAV TABULA EUR PERF CREDIT ETF CLASS G EUR	4.34
CHENAVARI CHENAVARI TORO INCOME LIMITED	4.30
KKV SECURED LOAN ORD NPV	3.86

\* Data supplied by fund managers regarding fixed interests funds may not specify yield type. As the provision of redemption yield is an FCA regulatory requirement Novia assumes these are used.

**Important Information**

Performance details and yields are as at 30/09/2020. Performance figures are inclusive of net reinvested income. Source: FE. This document is designed only for professional investors and experienced advisers. The value of investments and the income gained may fluctuate. Investors may not get back the full amount invested. Past performance is not a guide to the future.