

7IM Adventurous C Acc

Fund Information

Sector

IA Flexible Investment

Manager's Name

7IM - Investment Team

Date Manager Appointed

Dec 2003

Launch Date

Dec 2003

Fund Size (£m)

£138.98

Yield* (See page2)

0.80 %

XD Dates

Jun 01, Dec 02

Last Distribution

01/06/20 (XD Date)

31/07/20 (Pay Date)

0.25(Distribution)

OCF

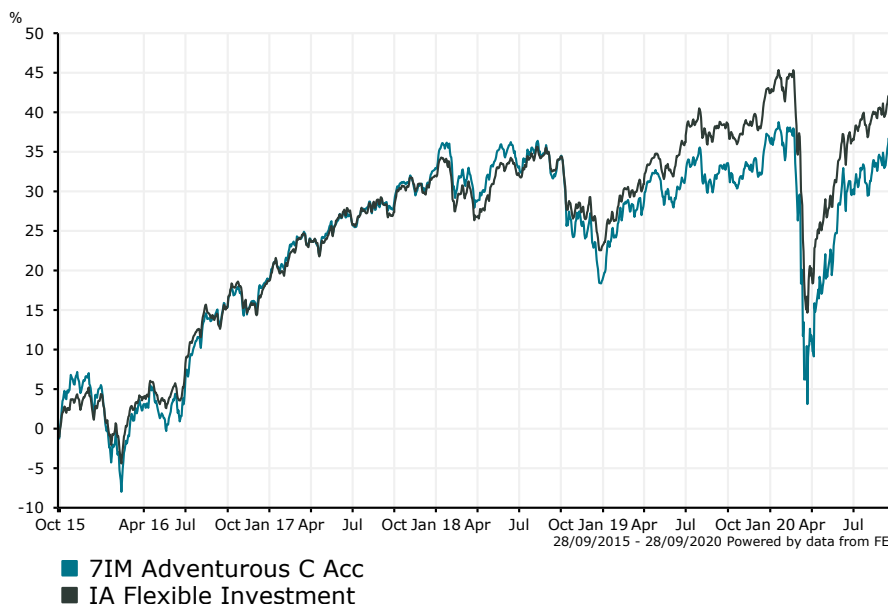
1.48 %

Fund Aim

The fund aims to provide capital growth.

Sector: IA Flexible Investment

Performance



Morningstar Analyst Rating
N/A

FE Crown Rating


Discrete Performance - 12 months to 31/12/19

	2019	2018	2017	2016	2015
Fund	14.84	-10.63	11.95	12.76	2.94
Stock Sector Average	15.66	-6.72	11.21	13.82	1.99

Cumulative Performance to 31/08/20

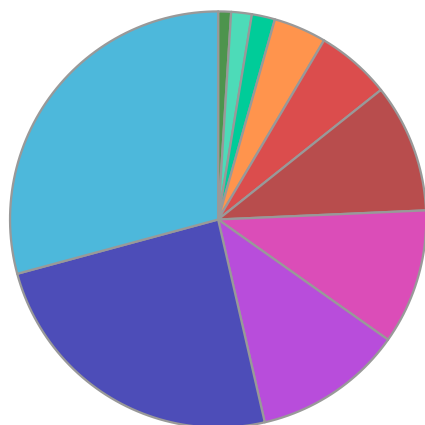
	1 Yr	2 Yrs	3 Yrs	4 Yrs	5 Yrs
Fund	2.68	-0.35	4.63	17.58	30.80
Stock Sector Average	2.02	4.12	8.93	22.77	38.35

Performance Analysis - Annualised 3 years

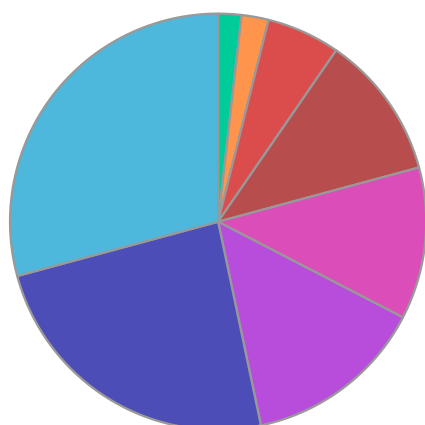
	Growth Rate %	Volatility	Alpha	Beta	Sharpe
Fund	1.52	13.44	-1.72	1.20	0.00
Stock Sector Average	2.89	11.03	0.00	1.00	0.00

7IM Adventurous C Acc

Fund Composition



	(%)
US Equities	29.20
UK Equities	24.40
European Equities	11.60
Japanese Equities	10.50
Global Emerging Market Equities	10.00
Property Shares	5.80
Global Emerging Market Fixed Interest	4.10
Global High Yield Fixed Interest	1.80
Money Market	1.60
Others	1.00



	(%)
USA	29.20
UK	24.10
Global Emerging Markets	14.10
Europe	11.80
Japan	11.20
Not Specified	5.70
Money Market	2.10
International	1.80

Largest Holdings

Holdings	(%)
S&P500 EMINI FUT SEP 20	16.20
AB INTL GROUP CORP	9.20
NINETY ONE UK ALPHA A ACC GBP	8.20
MAJEDIE UK FOCUS	7.30
THREADNEEDLE UK EXTENDED ALPHA	6.90

Holdings	(%)
T ROWE PRICE JAPANESE EQUITY	5.30
USONIAN JAPAN VALUE	5.20
SCHRODER ISF ASIAN OPPORTUNITIES A ACC NAV USD	4.90
RWC GLOBAL EMERGING MARKETS	4.90
BLACKROCK GLOBAL PROPERTY SECURITIES	4.80

* Data supplied by fund managers regarding fixed interests funds may not specify yield type. As the provision of redemption yield is an FCA regulatory requirement Novia assumes these are used.

Important Information

Performance details and yields are as at 31/08/2020. Performance figures are inclusive of net reinvested income. Source: FE. This document is designed only for professional investors and experienced advisers. The value of investments and the income gained may fluctuate. Investors may not get back the full amount invested. Past performance is not a guide to the future.