

GS EMEqESGPfl R Dis GBP

Fund Information

Sector

Equity - Emerging Markets

Manager's Name

Team Managed

Date Manager Appointed

Sep 2018

Launch Date

Sep 2019

Fund Size(£m)

£140.01

Yield* (See page2)

0.00 %

XD Dates

Dec 09

Last Distribution

09/12/19 (XD Date)

09/12/19 (Pay Date)

0.00(Distribution)

OCF

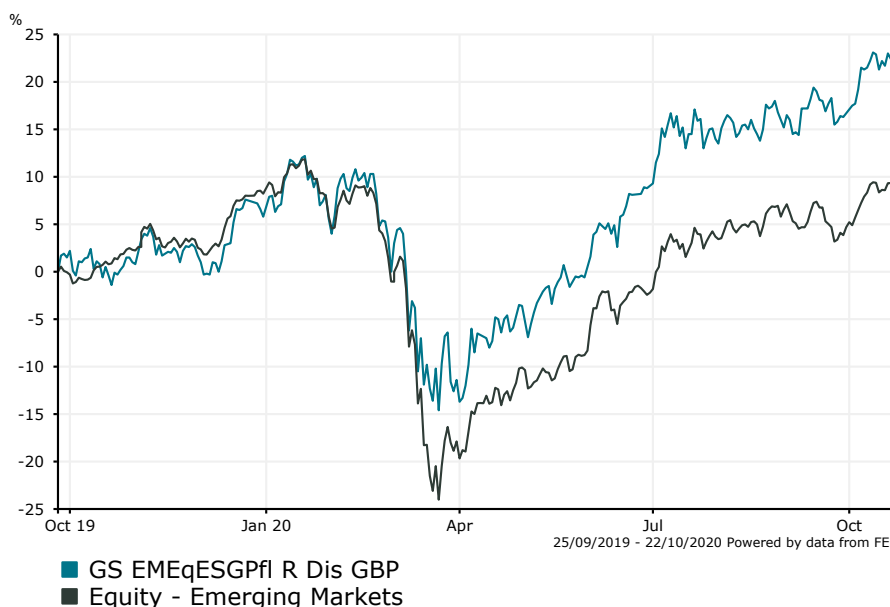
1.16 %

Fund Aim

The Portfolio seeks to provide capital growth over the longer term. The Portfolio will mostly hold shares or similar instruments relating to emerging market companies that the Investment Advisor believes exhibit strong or improving environmental, social and governance (ESG) leadership, a strong industry position and financial resiliency relative to their regional peers. Such companies are either based in or earn most of their profits or revenues from emerging markets. The Portfolio may also invest in companies which are based anywhere in the world.

Sector: Equity - Emerging Markets

Performance


Morningstar Analyst Rating

N/A

FE Crown Rating

Discrete Performance - 12 months to 31/12/19

	2019	2018	2017	2016	2015
Fund	-	-	-	-	-
Stock Sector Average	18.29	-15.11	28.42	10.70	-14.35

Cumulative Performance to 30/09/20

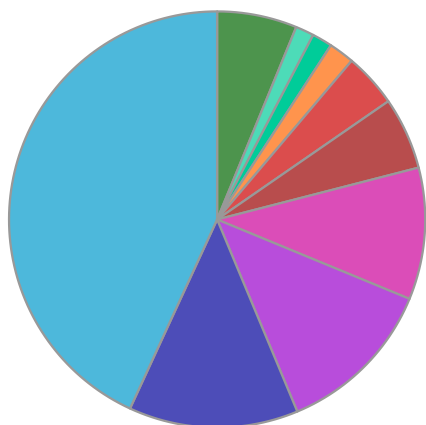
	1 Yr	2 Yrs	3 Yrs	4 Yrs	5 Yrs
Fund	14.58	-	-	-	-
Stock Sector Average	4.76	6.97	3.13	21.23	39.59

Performance Analysis - Annualised 3 years

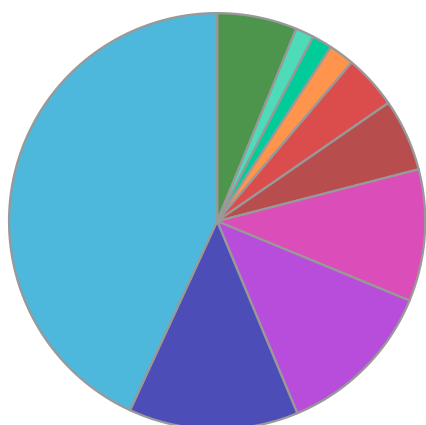
	Growth Rate %	Volatility	Alpha	Beta	Sharpe
Fund	-	-	-	-	-
Stock Sector Average	1.03	17.23	0.00	1.00	0.00

GS EMEqESGPfl R Dis GBP

Fund Composition



	(%)
Chinese Equities	43.13
South Korean Equities	13.17
Taiwanese Equities	12.48
Indian Equities	10.24
Brazilian Equities	5.61
Russian Equities	4.19
Mexican Equities	1.98
Money Market	1.57
Indonesian Equities	1.43
Others	6.21



	(%)
China	43.13
Korea	13.17
Taiwan	12.48
India	10.24
Brazil	5.61
Russia	4.19
Mexico	1.98
Money Market	1.57
Indonesia	1.43
Others	6.21

Largest Holdings

Holdings	(%)
ALIBABA GROUP HLDG LTD	9.76
TENCENT HLDGS LTD	8.43
TAIWAN SEMICONDUCTOR MANUFACTURING	7.68
SAMSUNG ELECTRONICS CO	5.54
MERCADOLIBRE INC	2.70

Holdings	(%)
PING AN INSURANCE(GR)CO OF CHINA	2.53
MEITUAN DIANPING	2.17
YANDEX NV	2.02
AIA GROUP LTD	2.01
CHINA MERCHANTS BANK CO LTD	1.95

* Data supplied by fund managers regarding fixed interests funds may not specify yield type. As the provision of redemption yield is an FCA regulatory requirement Novia assumes these are used.

Important Information

Performance details and yields are as at 30/09/2020. Performance figures are inclusive of net reinvested income. Source: FE. This document is designed only for professional investors and experienced advisers. The value of investments and the income gained may fluctuate. Investors may not get back the full amount invested. Past performance is not a guide to the future.