

iShares MSCI Wld ESG Enhcd UCTS I £
Fund Information
Sector
Equity - Ethical

Manager's Name
N/A

Date Manager Appointed
N/A

Launch Date
Mar 2019

Fund Size(£m)
£224.20

Yield* (See page2)
0.00 %

XD Dates
Jun 11, Dec 12

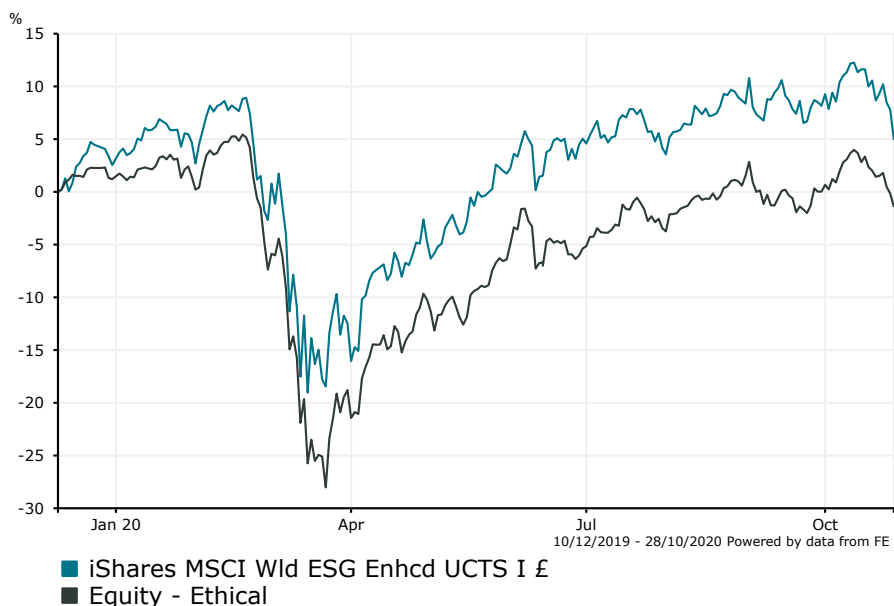
Last Distribution
11/06/20 (XD Date)
24/06/20 (Pay Date)
0.04(Distribution)

OCF
0.20 %

Fund Aim

The fund seeks to track the performance of an index composed of developed market companies that screens out controversial business areas and gives greater weighting to companies with higher environmental, social and governance (ESG) scores.

Sector: Equity - Ethical

Performance


Morningstar Analyst Rating
N/A

FE Crown Rating

Discrete Performance - 12 months to 31/12/19

	2019	2018	2017	2016	2015
Fund	-	-	-	-	-
Stock Sector Average	23.37	-9.76	19.74	5.45	-3.66

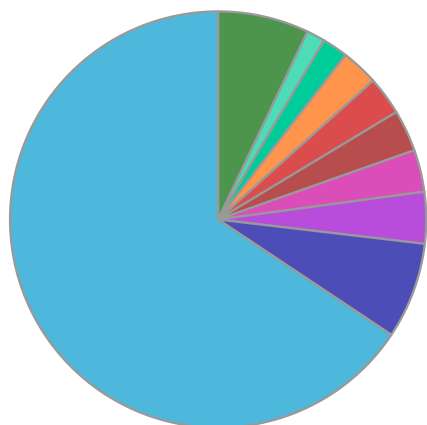
Cumulative Performance to 30/09/20

	1 Yr	2 Yrs	3 Yrs	4 Yrs	5 Yrs
Fund	-	-	-	-	-
Stock Sector Average	4.26	7.16	16.52	36.30	48.09

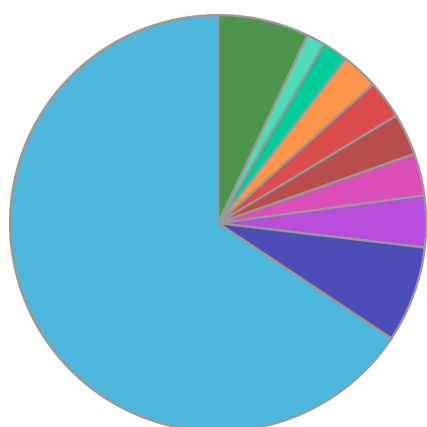
Performance Analysis - Annualised 3 years

	Growth Rate %	Volatility	Alpha	Beta	Sharpe
Fund	-	-	-	-	-
Stock Sector Average	5.23	15.50	0.00	1.00	0.11

Fund Composition



	(%)
US Equities	65.59
Japanese Equities	7.47
UK Equities	4.00
French Equities	3.26
Canadian Equities	3.23
Swiss Equities	2.99
German Equities	2.88
Australian Equities	1.98
Dutch Equities	1.44
Others	7.06



	(%)
USA	65.59
Japan	7.47
UK	4.00
France	3.26
Canada	3.23
Switzerland	2.99
Germany	2.88
Australia	1.98
Netherlands	1.44
Others	7.06

Largest Holdings

Holdings	(%)
APPLE INC	4.76
MICROSOFT CORP	3.77
AMAZON.COM INC	3.08
FACEBOOK INC	1.42
ALPHABET INC	1.38

Holdings	(%)
ALPHABET INC	0.85
NVIDIA CORP	0.84
JOHNSON & JOHNSON	0.84
SALESFORCE.COM INC	0.83
TESLA INC	0.82

* Data supplied by fund managers regarding fixed interests funds may not specify yield type. As the provision of redemption yield is an FCA regulatory requirement Novia assumes these are used.

Important Information

Performance details and yields are as at 30/09/2020. Performance figures are inclusive of net reinvested income. Source: FE. This document is designed only for professional investors and experienced advisers. The value of investments and the income gained may fluctuate. Investors may not get back the full amount invested. Past performance is not a guide to the future.