

AXA Rosenberg Asia Pac ExJp Z Acc

Fund Information

Sector

IA Asia Pacific Excluding Japan

Manager's Name

AXA Rosenberg

Date Manager Appointed

Oct 2002

Launch Date

Feb 1992

Fund Size(£m)

£180.05

Yield* (See page2)

1.90 %

XD Dates

Aug 03, Feb 03

Last Distribution

03/08/20 (XD Date)

30/09/20 (Pay Date)

7.58(Distribution)

OCF

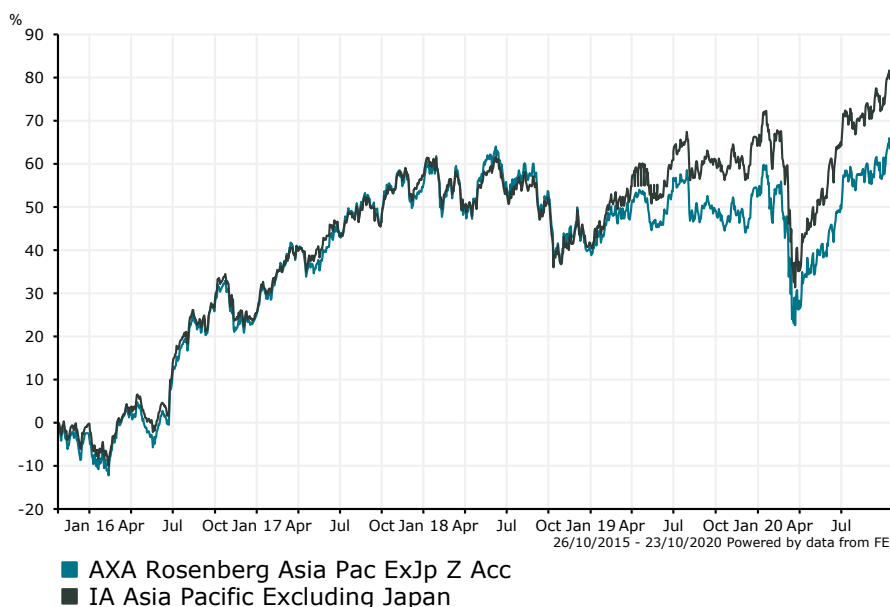
0.82 %

Fund Aim

The aim of the Fund is to achieve medium to long term capital growth above that of the MSCI AC Asia Pacific ex Japan index on a rolling three to five year basis.

Sector: IA Asia Pacific Excluding Japan

Performance



Morningstar Analyst Rating
N/A

FE Crown Rating
👑👑👑👑👑

Discrete Performance - 12 months to 31/12/19

	2019	2018	2017	2016	2015
Fund	8.55	-9.13	23.92	27.89	-6.94
Stock Sector Average	15.78	-9.81	25.34	25.66	-3.35

Cumulative Performance to 30/09/20

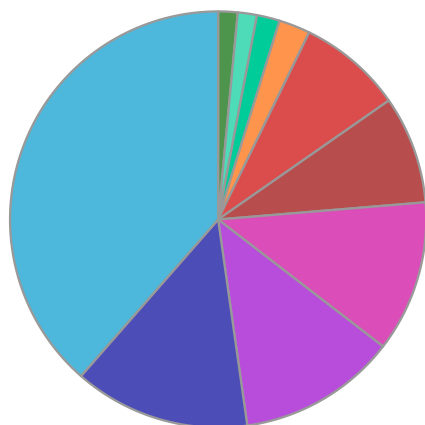
	1 Yr	2 Yrs	3 Yrs	4 Yrs	5 Yrs
Fund	5.78	2.61	7.63	25.37	73.28
Stock Sector Average	8.10	14.19	18.58	37.14	87.72

Performance Analysis - Annualised 3 years

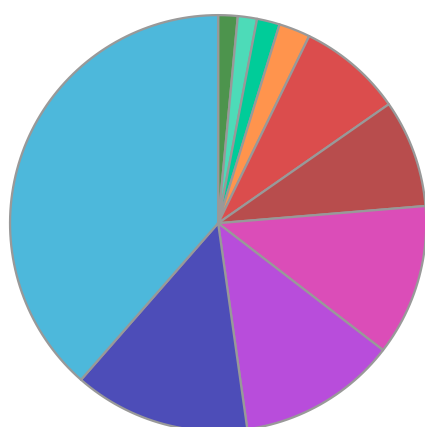
	Growth Rate %	Volatility	Alpha	Beta	Sharpe
Fund	2.48	14.31	-3.04	0.97	0.00
Stock Sector Average	5.85	14.37	0.00	1.00	0.16

AXA Rosenberg Asia Pac ExJp Z Acc

Fund Composition



	(%)
Chinese Equities	38.55
Taiwanese Equities	13.69
Australian Equities	12.32
South Korean Equities	11.76
Indian Equities	8.37
Hong Kong Equities	8.10
Thai Equities	2.44
Indonesian Equities	1.77
Singapore Equities	1.49
Others	1.51



	(%)
China	38.55
Taiwan	13.69
Australia	12.32
Korea	11.76
India	8.37
Hong Kong	8.10
Thailand	2.44
Indonesia	1.77
Singapore	1.49
Others	1.51

Largest Holdings

Holdings	(%)
ALIBABA GROUP HLDG LTD	9.10
MULTI UNITS FRANCE LYXOR UCITS ETF MSCI INDIA USD	8.40
TENCENT HLDGS LTD	6.90
TAIWAN SEMICONDUCTOR CO	5.60
SAMSUNG ELECTRONICS CO	2.70

Holdings	(%)
CSL	2.30
HONG KONG EXCHANGES & CLEARING	2.10
SK HYNIX INC	1.90
WESFARMERS	1.80
HYUNDAI MOTOR CO	1.70

* Data supplied by fund managers regarding fixed interests funds may not specify yield type. As the provision of redemption yield is an FCA regulatory requirement Novia assumes these are used.

Important Information

Performance details and yields are as at 30/09/2020. Performance figures are inclusive of net reinvested income. Source: FE. This document is designed only for professional investors and experienced advisers. The value of investments and the income gained may fluctuate. Investors may not get back the full amount invested. Past performance is not a guide to the future.