

## Invesco £ Corp Bd ESG UCITS ETF Dis

### Fund Information

**Sector**

Fixed Int - GBP Corporate Bond

**Manager's Name**

N/A

**Date Manager Appointed**

N/A

**Launch Date**

Feb 2020

**Fund Size (£m)**

£27.60

**Yield\*** (See page2)

0.00 %

**XD Dates**

Sep 17, Jun 18

**Last Distribution**

17/09/20 (XD Date)

24/09/20 (Pay Date)

0.18(Distribution)

**OCF**

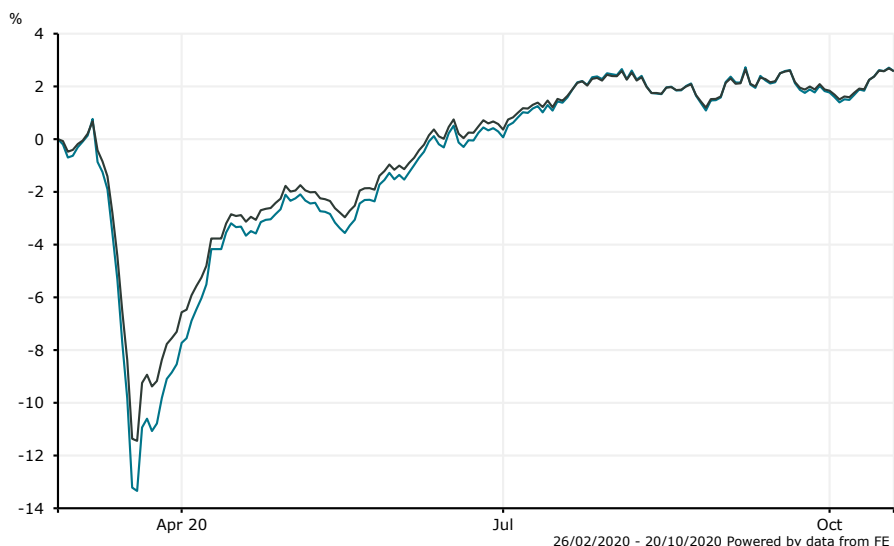
0.10 %

### Fund Aim

The Invesco GBP Corporate Bond ESG UCITS ETF Dist aims to provide the performance of the Bloomberg Barclays MSCI Sterling Liquid Corporate ESG Weighted Bond Index, after the impact of fees.

**Sector:** Fixed Int - GBP Corporate Bond

### Performance



■ Invesco £ Corp Bd ESG UCITS ETF Dis  
 ■ Fixed Int - GBP Corporate Bond

#### Discrete Performance - 12 months to 31/12/19

	2019	2018	2017	2016	2015
Fund	-	-	-	-	-
Stock Sector Average	9.31	-1.54	3.36	11.45	0.66

#### Cumulative Performance to 30/09/20

	1 Yr	2 Yrs	3 Yrs	4 Yrs	5 Yrs
Fund	-	-	-	-	-
Stock Sector Average	3.99	13.79	13.95	13.83	30.87

#### Performance Analysis - Annualised 3 years

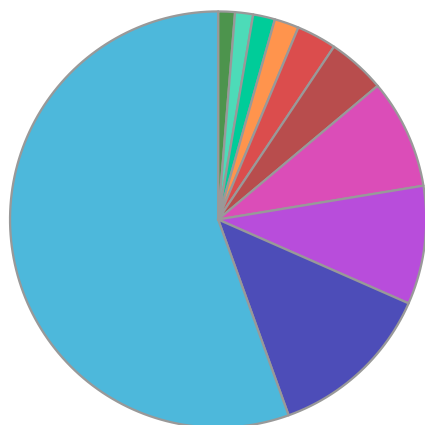
	Growth Rate %	Volatility	Alpha	Beta	Sharpe
Fund	-	-	-	-	-
Stock Sector Average	4.45	6.22	0.00	1.00	0.15

**Morningstar Analyst Rating**

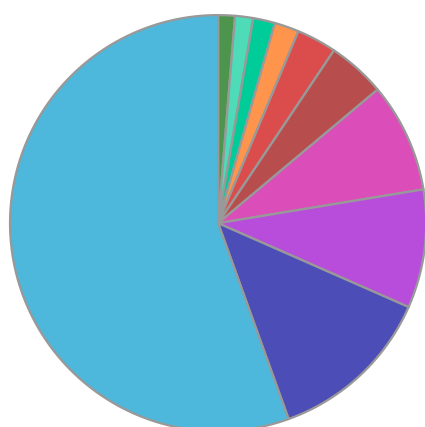
N/A

**FE Crown Rating**

## Fund Composition



	(%)
UK Fixed Interest	55.50
US Fixed Interest	12.90
French Fixed Interest	9.20
German Fixed Interest	8.50
Global Fixed Interest	4.50
Dutch Fixed Interest	3.10
Belgian Fixed Interest	1.90
Italian Fixed Interest	1.70
Swiss Fixed Interest	1.40
Swedish Fixed Interest	1.30



	(%)
UK	55.50
USA	12.90
France	9.20
Germany	8.50
Others	4.50
Netherlands	3.10
Belgium	1.90
Italy	1.70
Switzerland	1.40
Sweden	1.30

## Largest Holdings

Holdings	(%)
NGG FINANCE 5.625% RESET CAP SEC 18/06/73 GBP100000	1.25
INNOGY FINANCE BV 6.125% MTN 06/07/39 GBP50000	1.20
BRITISH TELECOMMUNICATIONS 5.75% BDS 7/12/2028 GBP(VAR)(BR)	0.99
INTERCONTINENTAL HOTELS GROUP 3.875% NTS 28/11/22 GBP100000	0.97
SOUTHERN GAS NETWORK 4.875% BDS 21/03/29 GBP50000	0.97

Holdings	(%)
VERIZON COMMUNICATIONS INC 3.375% BDS 27/10/36 GBP100000	0.92
AMGEN INC 4% BDS 13/09/29 GBP100000	0.90
CENTRICA PLC 4.375% NTS 13/03/29 GBP100000	0.89
E.ON INTERNATIONAL FINANCE 5.875% BDS 30/10/37 GBP50000	0.88
GLAXOSMITHKLINE CAPITAL 3.375% NTS 20/12/27 GBP1000	0.88

\* Data supplied by fund managers regarding fixed interests funds may not specify yield type. As the provision of redemption yield is an FCA regulatory requirement Novia assumes these are used.

## Important Information

Performance details and yields are as at 30/09/2020. Performance figures are inclusive of net reinvested income. Source: FE. This document is designed only for professional investors and experienced advisers. The value of investments and the income gained may fluctuate. Investors may not get back the full amount invested. Past performance is not a guide to the future.