

Schroder Portfolio 4 Z Acc GBP

Fund Information

Sector

IA Mixed Investment 20-60% Shares

Manager's Name

N/A

Date Manager Appointed

N/A

Launch Date

Jul 2020

Fund Size (£m)

£6.34

Yield* (See page2)

0.30 %

XD Dates

N/A

Last Distribution

N/A (XD Date)

N/A (Pay Date)

N/A(Distribution)

OCF

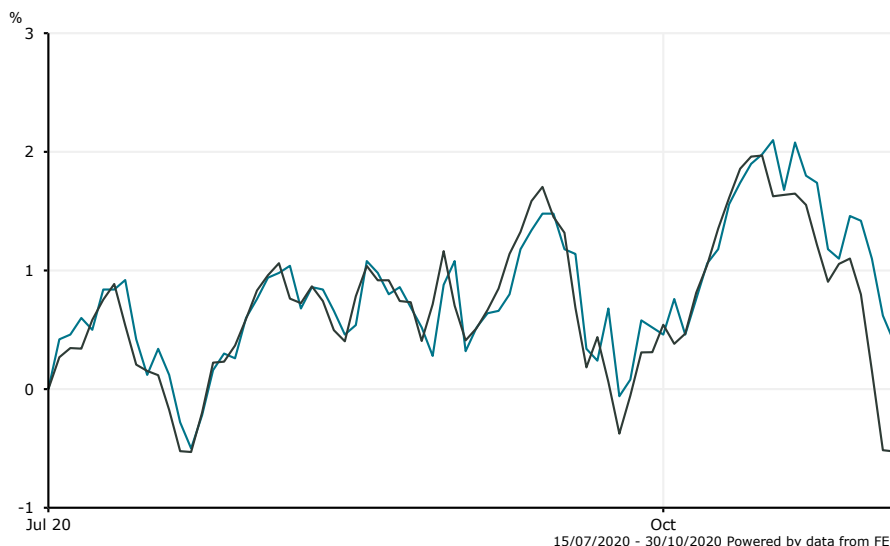
0.78 %

Fund Aim

There is currently no Investment Objective available for this Fund.

Sector: IA Mixed Investment 20-60% Shares

Performance



■ Schroder Portfolio 4 Z Acc GBP
■ IA Mixed Investment 20-60% Shares

Morningstar Analyst Rating
N/A

FE Crown Rating

Discrete Performance - 12 months to 31/12/19

| | 2019 | 2018 | 2017 | 2016 | 2015 |
|----------------------|-------|-------|------|-------|------|
| Fund | - | - | - | - | - |
| Stock Sector Average | 11.84 | -5.10 | 7.16 | 10.32 | 1.21 |

Cumulative Performance to 30/09/20

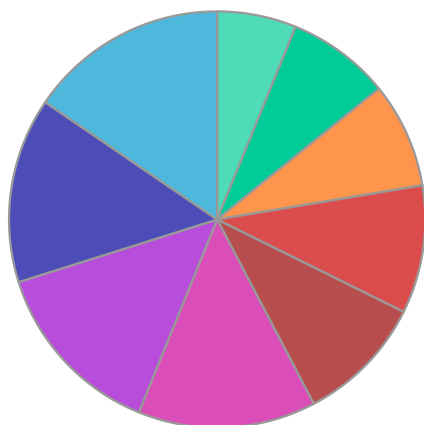
| | 1 Yr | 2 Yrs | 3 Yrs | 4 Yrs | 5 Yrs |
|----------------------|-------|-------|-------|-------|-------|
| Fund | - | - | - | - | - |
| Stock Sector Average | -1.19 | 2.77 | 5.45 | 11.94 | 25.49 |

Performance Analysis - Annualised 3 years

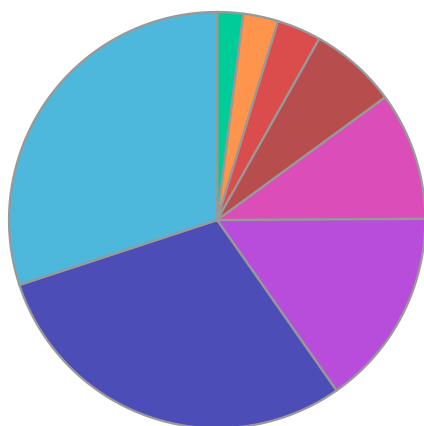
| | Growth Rate % | Volatility | Alpha | Beta | Sharpe |
|----------------------|---------------|------------|-------|------|--------|
| Fund | - | - | - | - | - |
| Stock Sector Average | 1.78 | 8.49 | 0.00 | 1.00 | 0.00 |

Schroder **Portfolio 4 Z Acc GBP**

Fund Composition



| | (%) |
|--|-------|
| UK Equities | 15.47 |
| Money Market | 14.39 |
| Global Investment Grade Fixed Interest | 14.00 |
| Global Government Fixed Interest | 13.83 |
| Global Fixed Interest | 9.99 |
| US Equities | 9.95 |
| Others | 8.19 |
| Global Emerging Market Equities | 8.02 |
| Hedge | 6.16 |



| | (%) |
|-------------------------|-------|
| UK | 30.05 |
| International | 29.68 |
| Ireland | 15.37 |
| USA | 9.95 |
| Money Market | 6.79 |
| EU | 3.44 |
| Global Emerging Markets | 2.71 |
| Japan | 2.02 |
| Others | -0.01 |

Largest Holdings

| Holdings | (%) |
|------------------------------------|------|
| VANGUARD GLOBAL CORP BD GBP ACC HG | 9.99 |
| HSBC AMERICAN INDEX C ACC NA | 8.00 |
| ROYAL LONDON SHORT TERM MM Y ACC | 7.61 |
| VANGUARD FTSE 100 INDEX A GBP ACC | 6.00 |
| ROYAL LONDON INTL GOV BD M GBP | 5.51 |

| Holdings | (%) |
|---|------|
| FIRST STATE GBL EM MKT FOCUS E ACC | 5.02 |
| MAITLAND INSTITUTIONAL SERVICES LTD MI TWENTYFOUR AM DYNAMIC BD I SHS ACC | 5.00 |
| Jupiter Strategic Bond I Acc | 4.99 |
| CASTLEFIELD BUFFETTOLOGY ACC | 4.98 |
| JOHCM UK DYNAMIC Y ACC | 4.50 |

* Data supplied by fund managers regarding fixed interests funds may not specify yield type. As the provision of redemption yield is an FCA regulatory requirement Novia assumes these are used.

Important Information

Performance details and yields are as at 30/09/2020. Performance figures are inclusive of net reinvested income. Source: FE. This document is designed only for professional investors and experienced advisers. The value of investments and the income gained may fluctuate. Investors may not get back the full amount invested. Past performance is not a guide to the future.