

## Royal London Japan Tracker Z Acc

### Fund Information

**Sector**  
IA Japan

**Manager's Name**  
Nils Gene Jungbacke

**Date Manager Appointed**  
Jan 2018

**Launch Date**  
Apr 1985

**Fund Size(£m)**  
£1145.48

**Yield\*** (See page2)  
1.83 %

**XD Dates**  
Sep 01, Mar 02

**Last Distribution**  
01/09/20 (XD Date)  
31/10/20 (Pay Date)  
2.62(Distribution)

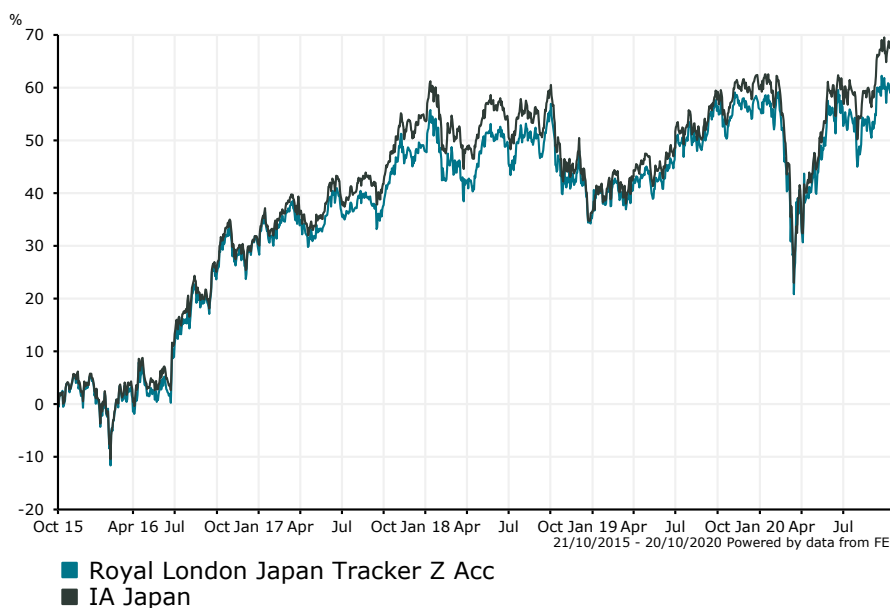
**TER**  
-

### Fund Aim

The Fund's investment objective is to deliver over the medium-to-long term (5-7 years), the capital return of the FTSE® Japan GBP Index (the "Index"). This is carried out principally by matching the performance of the Index, which is made up of the largest companies listed on the Japanese stock exchange.

**Sector:** IA Japan

### Performance



**Morningstar Analyst Rating**

N/A

**FE Crown Rating**

#### Discrete Performance - 12 months to 31/12/19

	2019	2018	2017	2016	2015
Fund	15.36	-8.62	14.18	23.06	15.98
Stock Sector Average	17.22	-11.41	17.93	23.34	15.66

#### Cumulative Performance to 30/09/20

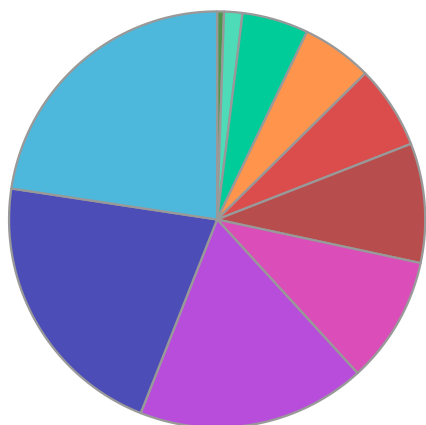
	1 Yr	2 Yrs	3 Yrs	4 Yrs	5 Yrs
Fund	2.71	2.79	16.21	29.25	70.79
Stock Sector Average	5.55	4.37	17.47	33.15	77.05

#### Performance Analysis - Annualised 3 years

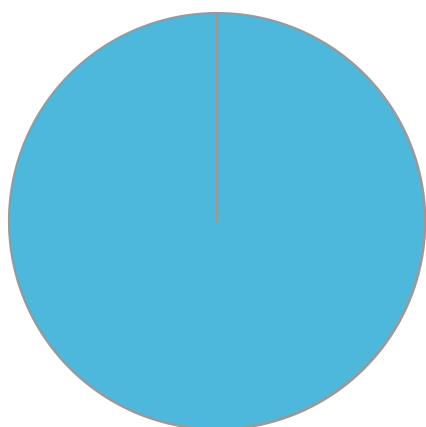
	Growth Rate %	Volatility	Alpha	Beta	Sharpe
Fund	5.14	13.41	-0.13	0.95	0.12
Stock Sector Average	5.51	13.95	0.00	1.00	0.14

Royal London **Japan Tracker Z Acc**

**Fund Composition**



	(%)
Industrials	22.62
Consumer Goods	21.40
Financials	17.77
Health Care	9.86
Consumer Services	9.28
Technology	6.47
Telecommunications	5.50
Basic Materials	5.15
Utilities	1.43
Oil & Gas	0.53



	(%)
Japan	100.00

**Largest Holdings**

Holdings	(%)
MIZUHO FINANCIAL GROUP INC	7.97
TOYOTA MOTOR CORP	3.98
SONY CORP	2.27
SOFTBANK GROUP CORP	2.15
KEYENCE CORP	2.04

Holdings	(%)
NINTENDO CO	1.47
TAKEDA PHARMACEUTICAL CO	1.34
SHIN-ETSU CHEMICAL CO	1.26
MITSUBISHI UFJ FINANCIAL GROUP	1.23
RECRUIT HLDGS CO LTD	1.22

\* Data supplied by fund managers regarding fixed interests funds may not specify yield type. As the provision of redemption yield is an FCA regulatory requirement Novia assumes these are used.

**Important Information**

Performance details and yields are as at 30/09/2020. Performance figures are inclusive of net reinvested income. Source: FE. This document is designed only for professional investors and experienced advisers. The value of investments and the income gained may fluctuate. Investors may not get back the full amount invested. Past performance is not a guide to the future.