

7IM AAP Income C Inc

Fund Information

Sector

IA Mixed Investment 0-35% Shares

Manager's Name

7IM - Investment Team

Date Manager Appointed

Dec 2003

Launch Date

Dec 2003

Fund Size (£m)

£62.99

Yield* (See page 2)

3.30 %

XD Dates

Jun 01, Mar 02, Dec 02, Sep 02

Last Distribution

01/06/20 (XD Date)

31/07/20 (Pay Date)

0.84(Distribution)

OCF

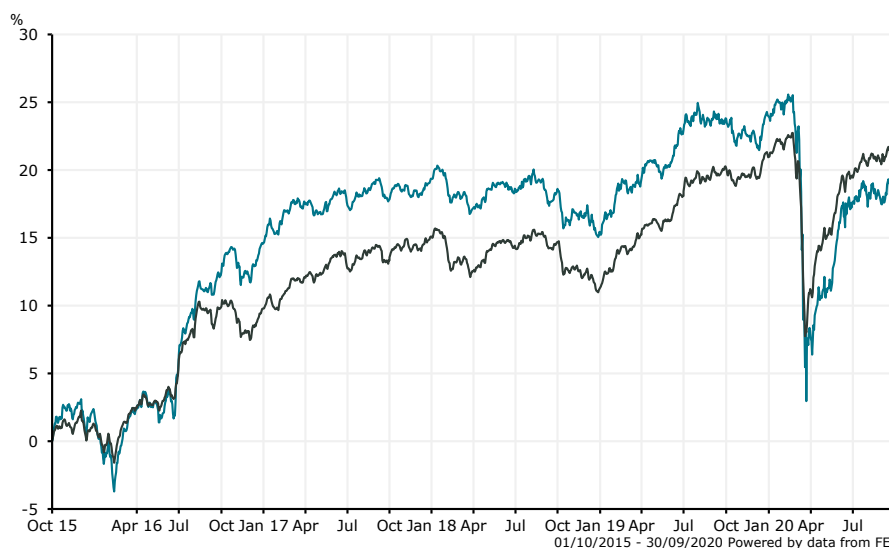
0.93 %

Fund Aim

The fund aims to provide income, while seeking to maintain capital over the long term (5 years or more).

Sector: IA Mixed Investment 0-35% Shares

Performance



■ 7IM AAP Income C Inc
■ IA Mixed Investment 0-35% Shares

Morningstar Analyst Rating
N/A

FE Crown Rating
👑👑👑👑👑

Discrete Performance - 12 months to 31/12/19

	2019	2018	2017	2016	2015
Fund	7.40	-3.28	4.20	12.14	-0.81
Stock Sector Average	8.72	-3.35	4.84	8.47	0.38

Cumulative Performance to 30/09/20

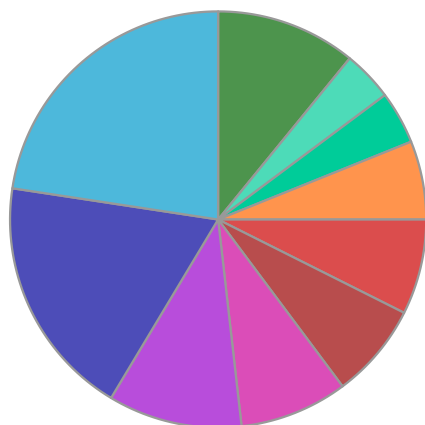
	1 Yr	2 Yrs	3 Yrs	4 Yrs	5 Yrs
Fund	-5.27	-0.92	-0.42	4.50	17.83
Stock Sector Average	0.35	5.26	6.49	9.88	21.14

Performance Analysis - Annualised 3 years

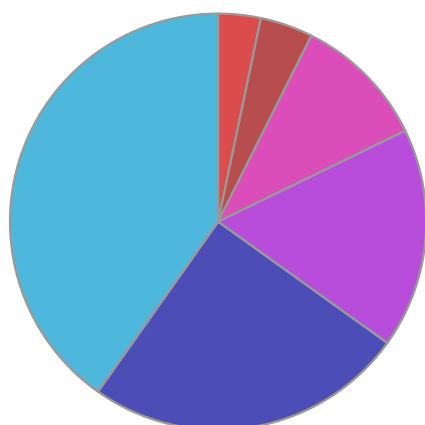
	Growth Rate %	Volatility	Alpha	Beta	Sharpe
Fund	-0.14	8.04	-2.83	1.35	0.00
Stock Sector Average	2.12	5.75	0.00	1.00	0.00

71M AAP Income C Inc

Fund Composition



	(%)
Global Corporate Fixed Interest	22.60
Global Emerging Market Fixed Interest	18.80
UK Equities	10.40
Global Government Fixed Interest	8.40
Global High Yield Fixed Interest	7.40
Global Corporate Fixed Interest	7.40
Global Emerging Market Equities	6.10
European Equities	4.10
Others	3.90
Others	10.90



	(%)
International	40.20
Global Emerging Markets	24.90
Not Specified	17.10
UK	10.40
Europe	4.10
Money Market	3.30

Largest Holdings

Holdings	(%)
ISHARES CORE FTSE 100 UCITS ETF INC GBP	13.34
ISHARES OVERSEAS CORPORATE BOND INDEX (UK) L ACC	11.98
BLUEBAY FUNDS MANAGEMENT CO SA BLUEBAY FINANCIAL CAPITAL BD K GBP	8.17
TWENTYFOUR MONUMENT BOND L GR INC GBP	8.08
L&G EMERGING MARKETS GOVERNMENT BOND LOCAL CURRENCY INDEX I INC	7.02

Holdings	(%)
L&G EMERGING MARKETS GOVERNMENT BOND (US\$) INDEX I ACC	7.00
ROBECO GLOBAL CREDITS IBH GBP	6.96
FIDELITY INDEX EUROPE EX UK P INC	6.07
MONTLAKE ANGEL OAK MULTI STRATEGY INCOME UCITS INST GBP ACC	5.04
XTRACKERS II X EUR HIGH YIELD CORPORATE BOND	4.52

* Data supplied by fund managers regarding fixed interests funds may not specify yield type. As the provision of redemption yield is an FCA regulatory requirement Novia assumes these are used.

Important Information

Performance details and yields are as at 30/09/2020. Performance figures are inclusive of net reinvested income. Source: FE. This document is designed only for professional investors and experienced advisers. The value of investments and the income gained may fluctuate. Investors may not get back the full amount invested. Past performance is not a guide to the future.