

iShares € Divi UETF £
Fund Information
Sector

Equity - Euro Countries

Manager's Name

BlackRock Asset Management Ireland Ltd

Date Manager Appointed

Dec 2009

Launch Date

Oct 2005

Fund Size(£m)

£653.63

Yield* (See page2)

0.00 %

XD Dates

Sep 17, Jun 11, Mar 12, Dec 12

Last Distribution

17/09/20 (XD Date)

30/09/20 (Pay Date)

0.22(Distribution)

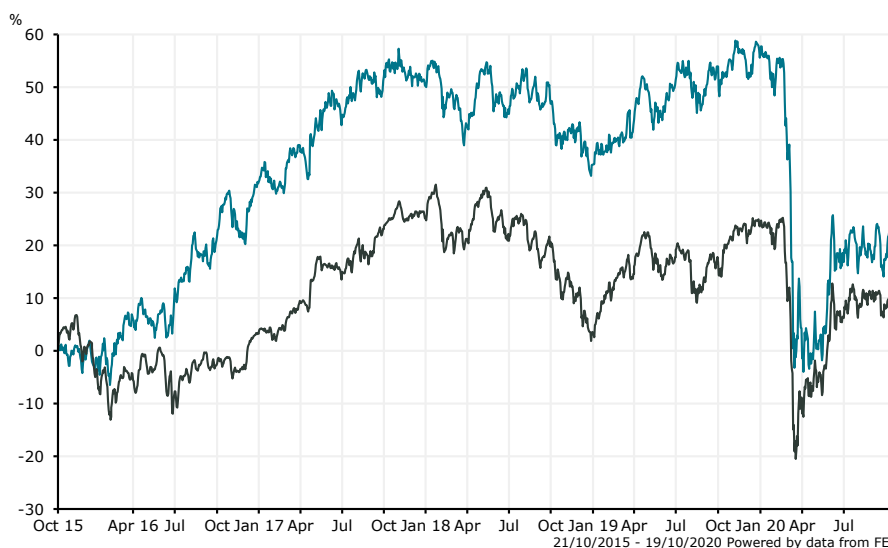
OCF

0.40 %

Fund Aim

The Fund seeks to track the performance of an index composed of 30 stocks with leading dividend yields selected from companies in Eurozone countries.

Sector: Equity - Euro Countries

Performance


■ iShares € Divi UETF £
■ Equity - Euro Countries

Morningstar Analyst Rating

Neutral

FE Crown Rating
Discrete Performance - 12 months to 31/12/19

	2019	2018	2017	2016	2015
Fund	15.00	-10.00	14.10	30.27	2.98
Stock Sector Average	19.32	-17.22	21.19	1.59	-0.34

Cumulative Performance to 30/09/20

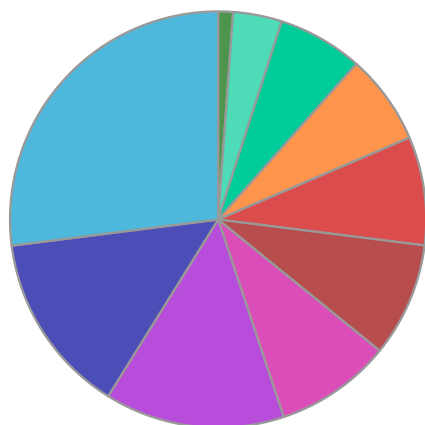
	1 Yr	2 Yrs	3 Yrs	4 Yrs	5 Yrs
Fund	-23.84	-20.64	-22.47	-3.04	23.00
Stock Sector Average	-8.33	-9.89	-12.30	11.02	12.30

Performance Analysis - Annualised 3 years

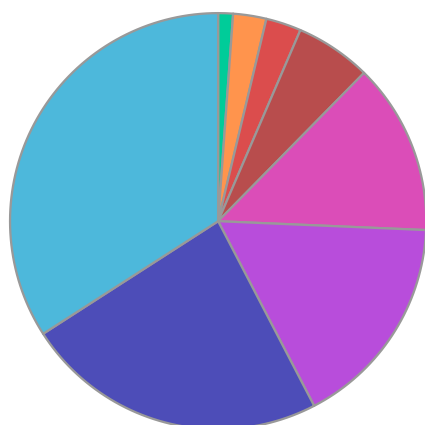
	Growth Rate %	Volatility	Alpha	Beta	Sharpe
Fund	-8.13	18.41	-3.88	0.95	-0.02
Stock Sector Average	-4.28	17.39	0.00	1.00	-0.01

iShares € Divi UETF £

Fund Composition



	(%)
Financials	27.01
Real Estate	14.13
Consumer Discretionary	13.97
Industrials	9.04
Utilities	8.87
Communications	8.42
Consumer Staples	7.01
Materials	6.61
Energy	3.80
Money Market	1.15



	(%)
German Equities	34.10
French Equities	23.54
Dutch Equities	16.69
Finnish Equities	13.31
Italian Equities	5.90
Belgian Equities	2.74
Portuguese Equities	2.58
Money Market	1.15

Largest Holdings

Holdings	(%)
AEGON NV	6.82
NN GROUP NV	5.32
COVIVIO	4.97
DEUTSCHE POST AG	4.74
PORSCHE AUTOMOBIL HLDG SE NON VTG PRF NPV	3.86

Holdings	(%)
TOTAL SE	3.80
BAYERISCHE MOTOREN WERKE AG	3.71
BASF SE	3.49
TAG IMMOBILIEN AG	3.49
AXA	3.42

* Data supplied by fund managers regarding fixed interests funds may not specify yield type. As the provision of redemption yield is an FCA regulatory requirement Novia assumes these are used.

Important Information

Performance details and yields are as at 30/09/2020. Performance figures are inclusive of net reinvested income. Source: FE. This document is designed only for professional investors and experienced advisers. The value of investments and the income gained may fluctuate. Investors may not get back the full amount invested. Past performance is not a guide to the future.