

## Unicorn UK Income B Inc

### Fund Information

**Sector**

IA UK Equity Income

**Manager's Name**

 Fraser Mackersie  
Simon Moon

**Date Manager Appointed**

Jan 2014

**Launch Date**

May 2004

**Fund Size (£m)**

£563.34

**Yield\*** (See page2)

3.35 %

**XD Dates**

Jul 01, Apr 01, Jan 02, Oct 01

**Last Distribution**

01/07/20 (XD Date)

28/08/20 (Pay Date)

1.44(Distribution)

**OCF**

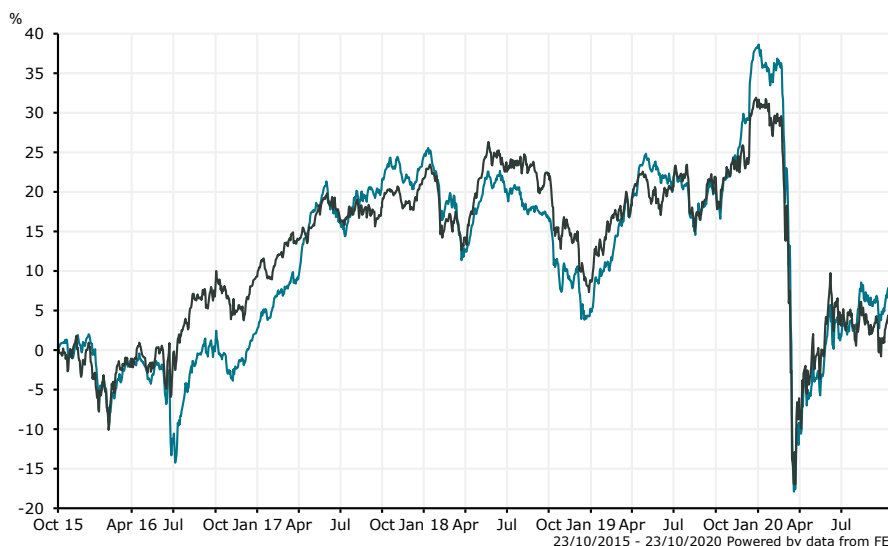
0.81 %

### Fund Aim

The Unicorn UK Income Fund aims to provide an income by investing in UK companies. UK companies are defined as those which are incorporated or domiciled in the UK, or have a significant part of their operations in the UK.

**Sector:** IA UK Equity Income

### Performance



■ Unicorn UK Income B Inc  
■ IA UK Equity Income

**Morningstar Analyst Rating**

N/A

**FE Crown Rating**

**Discrete Performance - 12 months to 31/12/19**

	2019	2018	2017	2016	2015
Fund	31.31	-15.32	21.36	0.50	14.12
Stock Sector Average	20.07	-10.54	11.32	8.84	6.20

**Cumulative Performance to 30/09/20**

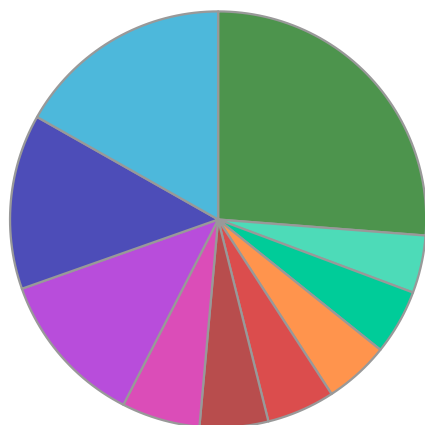
	1 Yr	2 Yrs	3 Yrs	4 Yrs	5 Yrs
Fund	-13.00	-10.37	-13.10	4.73	6.43
Stock Sector Average	-17.24	-17.38	-14.54	-5.49	5.27

**Performance Analysis - Annualised 3 years**

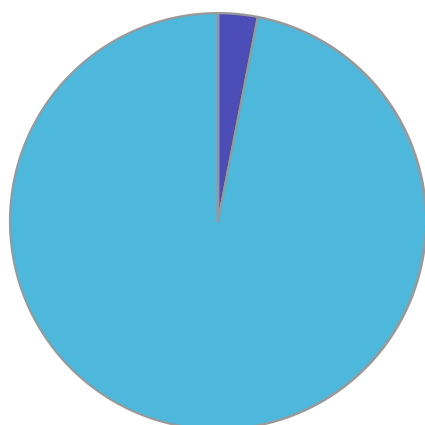
	Growth Rate %	Volatility	Alpha	Beta	Sharpe
Fund	-4.57	19.65	1.87	1.15	-0.02
Stock Sector Average	-5.10	16.15	0.00	1.00	-0.01

Unicorn **UK Income B Inc**

**Fund Composition**



	(%)
Financial Services	16.80
Property Shares	13.60
Industrials	12.08
Building & Construction	6.09
Life Insurance	5.32
Telecommunications	5.29
Software	5.06
Insurance	5.06
Retailers - General	4.48
Others	26.23



	(%)
UK Equities	96.94
Cash & Cash Equivalents	3.06

**Largest Holdings**

Holdings	(%)
LONDONMETRIC PROPERTY PLC	6.07
PHOENIX GROUP HLDGS PLC	5.32
TELECOM PLUS	5.29
PRIMARY HEALTH PROPERTIES	5.21
SABRE INSURANCE GROUP PLC	5.06

Holdings	(%)
B & M EUROPEAN VALUE RETAIL SA	4.48
HILL & SMITH HLDGS	4.35
POLAR CAPITAL HLDGS PLC	4.12
BREWIN DOLPHIN HLDGS	3.71
FDM GROUP PLC	3.21

\* Data supplied by fund managers regarding fixed interests funds may not specify yield type. As the provision of redemption yield is an FCA regulatory requirement Novia assumes these are used.

**Important Information**

Performance details and yields are as at 30/09/2020. Performance figures are inclusive of net reinvested income. Source: FE. This document is designed only for professional investors and experienced advisers. The value of investments and the income gained may fluctuate. Investors may not get back the full amount invested. Past performance is not a guide to the future.