


This factsheet is for information only and is written assuming you are familiar with investment terminology. It has been provided to help you understand how the fund is invested and performing. It should not be used for making investment decisions. Please contact your adviser for further explanation or advice if you want to know if this fund is, or remains, appropriate for you.

# Liontrust SF Eurpn Gth

August 2021

## Fund information (as at 31/08/2021)

Launch date	19/02/2001
Single price	100.10p
Fund size (£m)	578.0 (as at 24/09/2021)
IMA Sector	Europe Excluding UK
Fund charges (OCF)*	1.65%
Fund type	UK OEICs
SEDOL	3002928
<small>SEDOL codes © London Stock Exchange, reproduced under license</small>	
Fund management company	Liontrust
Fund manager	N/A
Square Mile rating	N/A
Mex ID	NUSEG1
ISIN code	GB0030029283
Crown rating	
Yield	1.14%

## Top holdings (as at 31/08/2021)











NAGARRO SE	4.3 %
ASML Holding NV	4.2 %
LIFCO AB	4.0 %
AVANZA BANK HLDG AB	3.5 %
SAP SE	3.5 %
PUMA SE	3.3 %
SVENSKA HANDELSBANKEN AB	3.1 %
DNB BANK ASA	3.1 %
PARTNERS GROUP HOLDING	3.0 %
ROCHE HLDG AG	2.9 %

\* These are the charges that are deducted within the unit price. Initial charges and other charges which reduce the number of units you hold may apply.

## Fund objective











The Fund aims to deliver capital growth over the long term (5 years or more).

## Asset Split (as at 31/08/2021)










German Equities	21.8%	
Swedish Equities	15.0%	
Swiss Equities	12.8%	
Dutch Equities	11.1%	
French Equities	6.4%	
UK Equities	6.1%	
Money Market	5.6%	
Spanish Equities	4.4%	
Irish Equities	3.9%	
Belgian Equities	3.3%	

Please note that 'Asset Split' data may not always be an exact reflection of what the fund is invested in - it is provided only as an indication of the high level asset types the fund is invested in. For example, 'Cash' could indicate cash on deposit or short term money market instruments.

## Regional Split (as at 31/08/2021)

Germany	21.8%	
Sweden	15.0%	
Switzerland	12.8%	
Netherlands	11.1%	
France	6.4%	
UK	6.1%	
Money Market	5.6%	
Spain	4.4%	
Ireland	3.9%	
Belgium	3.3%	

## Sector Split (as at 31/08/2021)

Information Technology	23.6%	
Financials	18.0%	
Industrials	17.0%	
Health Care	12.1%	
Consumer Discretionary	7.0%	
Materials	5.9%	
Money Market	5.6%	
Consumer Staples	5.6%	
Communications	5.3%	

# Liontrust SF Eurpn Gth

## August 2021

### Cumulative fund performance (as at 31/08/2021)

	6 mths	1 year	3 years	5 years	10 years
% growth	-	-	-	-	50.73%

### Discrete fund performance (as at 30/06/2021)

	30/06/2016 - 30/06/2017	30/06/2017 - 30/06/2018	30/06/2018 - 30/06/2019	30/06/2019 - 30/06/2020	30/06/2020 - 30/06/2021
% growth	-	-	-	-	-

### Annualised fund performance (as at 31/08/2021)

3 year	-
5 year	-
10 year	4.19%

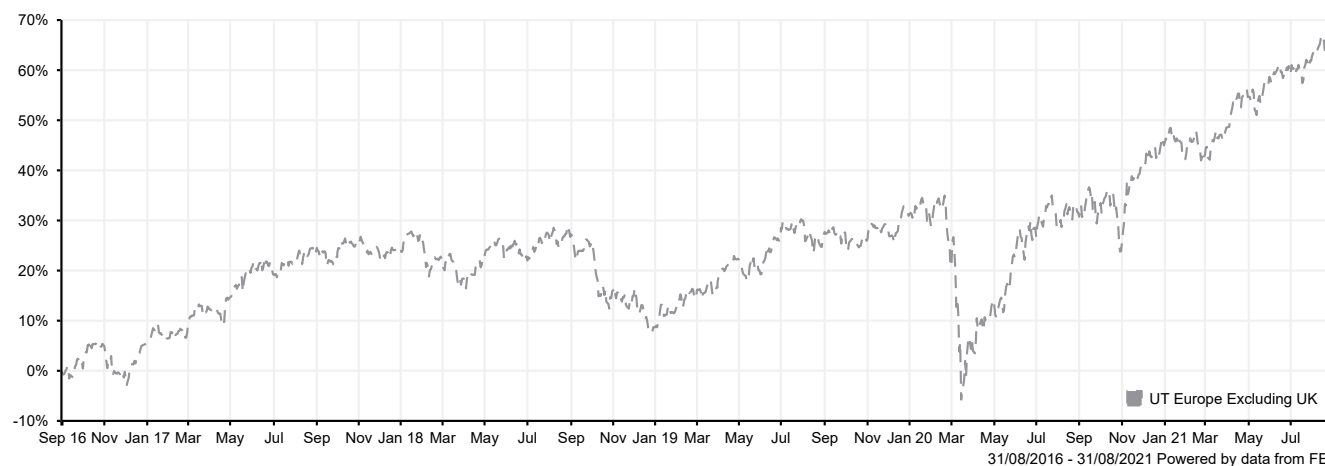
### 3 year statistical fund data (as at 31/08/2021)

Monthly volatility	0.00%
Best 3 month return	0.00%
Worst 3 month return	0.00%

### Discrete month end performance (as at 31/08/2021)

	31/08/2016 - 31/08/2017	31/08/2017 - 31/08/2018	31/08/2018 - 31/08/2019	31/08/2019 - 31/08/2020	31/08/2020 - 31/08/2021
% growth	-	-	-	-	-
Sector Average	23.73%	2.41%	0.39%	3.49%	27.42%
Quartile	-	-	-	-	-
Rank	-	-	-	-	-

### Performance (over 5 years to 31/08/2021)



Source: FE as at 31/08/2021. You shouldn't use past performance as a suggestion of future performance. It shouldn't be the main or sole reason for making an investment decision. The value of investments and any income from them can fall as well as rise and will be reduced in real terms by the effects of inflation. You may not get back the amount you invested. HM Revenue and Customs (HMRC) practice and law are complex. Tax concessions are not guaranteed, their value will depend on individual circumstances and may change in the future.

Fund performance data is based on a single price basis and doesn't take into account fees and expenses which are specific to individual plans. For details please contact your adviser.