

JPM Sterling Corp Bd C Gr Inc

Fund Information

Sector

IA Sterling Corporate Bond

Manager's Name

 Andreas Michalitsianos
 Usman Naeem

Date Manager Appointed

Aug 2013

Launch Date

Jun 2011

Fund Size (£m)

£499.71

Yield* (See page2)

1.19 %

XD Dates

May 04, Feb 01, Nov 02, Aug 03

Last Distribution

04/05/21 (XD Date)

30/07/21 (Pay Date)

0.50(Distribution)

OCF

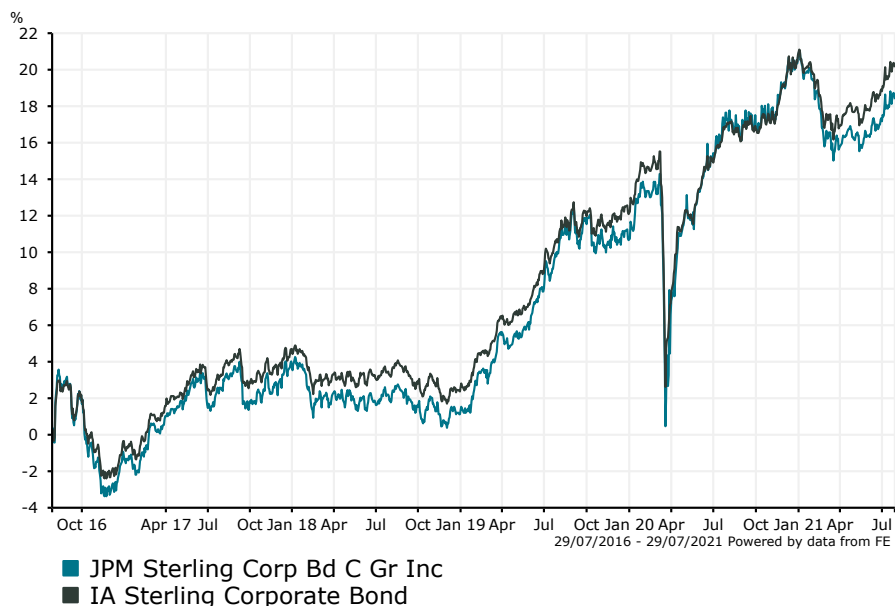
0.53 %

Fund Aim

To provide long-term capital growth by investing primarily in European smaller companies.

Sector: IA Sterling Corporate Bond

Performance



Discrete Performance - 12 months to 31/12/20

| | 2020 | 2019 | 2018 | 2017 | 2016 |
|----------------------|------|------|-------|------|-------|
| Fund | 9.06 | 9.43 | -2.78 | 4.99 | 10.29 |
| Stock Sector Average | 7.77 | 9.49 | -2.22 | 5.06 | 9.08 |

Cumulative Performance to 30/06/21

| | 1 Yr | 2 Yrs | 3 Yrs | 4 Yrs | 5 Yrs |
|----------------------|------|-------|-------|-------|-------|
| Fund | 1.88 | 8.81 | 15.28 | 15.47 | 22.50 |
| Stock Sector Average | 3.29 | 9.25 | 15.34 | 16.01 | 23.44 |

Performance Analysis - Annualised 3 years

| | Growth Rate % | Volatility | Alpha | Beta | Sharpe |
|----------------------|---------------|------------|-------|------|--------|
| Fund | 4.85 | 6.18 | -0.20 | 1.04 | 0.22 |
| Stock Sector Average | 4.87 | 5.86 | 0.00 | 1.00 | 0.23 |

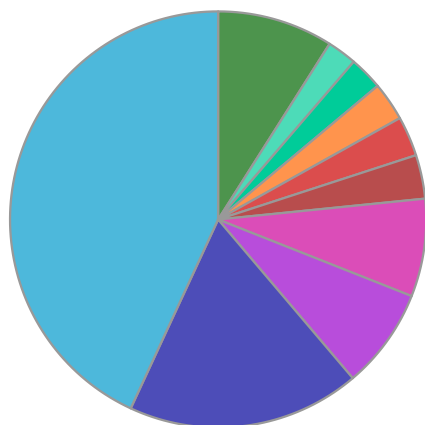
Morningstar Analyst Rating

N/A

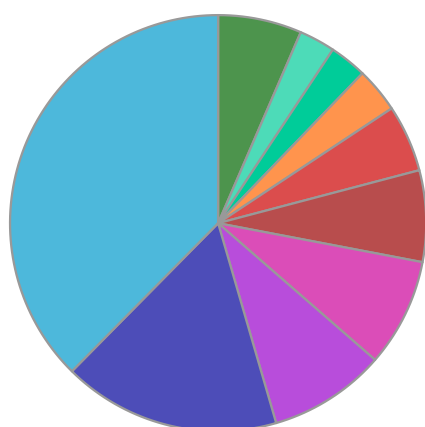
FE Crown Rating


JPM Sterling Corp Bd C Gr Inc

Fund Composition



| | (%) |
|---------------|-------|
| UK | 43.10 |
| USA | 18.10 |
| Germany | 7.80 |
| France | 7.60 |
| Italy | 3.40 |
| Spain | 3.10 |
| Netherlands | 3.00 |
| Switzerland | 2.60 |
| International | 2.30 |
| Others | 9.00 |



| | (%) |
|-----------------------------|-------|
| Financials | 37.60 |
| Utilities | 16.90 |
| Communications | 9.10 |
| Non-Cyclical Consumer Goods | 8.40 |
| Fixed Interest | 7.10 |
| Transport | 5.20 |
| Cyclical Consumer Goods | 3.50 |
| Energy | 2.90 |
| Capital Goods | 2.80 |
| Others | 6.50 |

Largest Holdings

| Holdings | (%) |
|----------------------------------------------------------------|------|
| HSBC HLDGS 5.75% SUBORD NTS 20/12/27 GBP1000 | 2.54 |
| EDF 6.25% BDS 30/05/28 GBP50000 | 1.52 |
| KREDITANSTALT FUR WIEDERAUFBAU KFW 4.875% BDS 15/03/37 GBP1000 | 1.43 |
| EUROPEAN INVESTMENT BANK 4.625% NTS 12/10/54 GBP1000 | 1.41 |
| CITIGROUP INC 1.75% BDS 23/10/26 GBP100000 | 0.94 |

| Holdings | (%) |
|-------------------------------------------------------|------|
| CK HUTCHISON GROUP 2% BDS 17/10/27 GBP200000 | 0.93 |
| COOPERATIEVE RABOBANK UA 5.25% MTN 14/09/27 GBP100000 | 0.92 |
| BANCO SANTANDER SA 1.75% BDS 17/02/27 GBP100000 | 0.89 |
| HEATHROW FUNDING LTD 6.75% BDS 03/12/28 GBP50000 | 0.84 |

* Data supplied by fund managers regarding fixed interests funds may not specify yield type. As the provision of redemption yield is an FCA regulatory requirement Novia assumes these are used.

Important Information

Performance details and yields are as at 30/06/2021. Performance figures are inclusive of net reinvested income. Source: FE. This document is designed only for professional investors and experienced advisers. The value of investments and the income gained may fluctuate. Investors may not get back the full amount invested. Past performance is not a guide to the future.