

JPM Europe C Acc

Fund Information

Sector

IA Europe Excluding UK

Manager's Name

Alexander Fitzalan Howard
Joanna Crompton
Richard Webb

Date Manager Appointed

Sep 2011

Launch Date

Jun 2011

Fund Size (£m)

£137.97

Yield* (See page2)

1.99 %

XD Dates

Feb 01

Last Distribution

01/02/21 (XD Date)
30/04/21 (Pay Date)
5.11(Distribution)

OCF

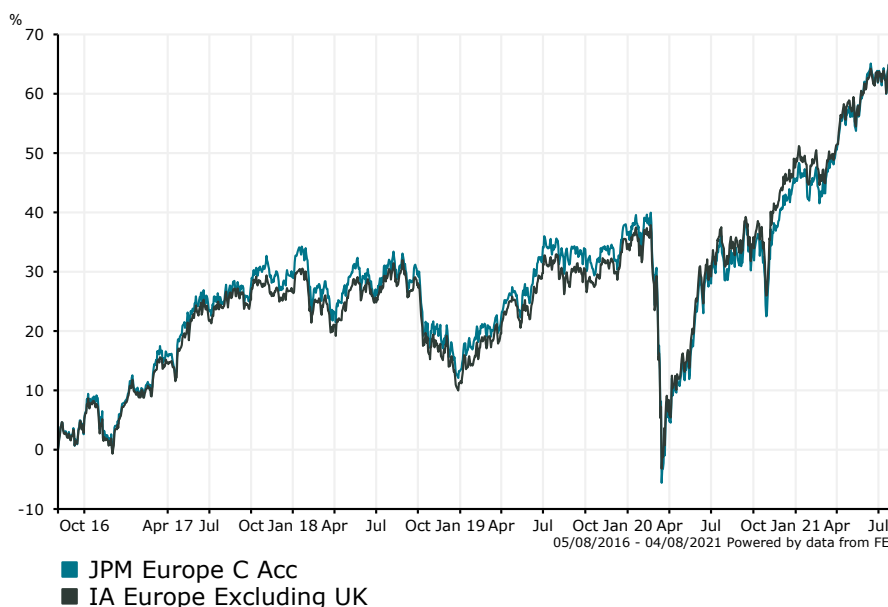
0.60 %

Fund Aim

The Fund aims to provide capital growth over the long-term (5-10 years) by investing at least 80% of the Fund's assets in the shares of European companies (excluding the UK) in any economic sector.

Sector: IA Europe Excluding UK

Performance



Discrete Performance - 12 months to 31/12/20

	2020	2019	2018	2017	2016
Fund	6.44	20.32	-12.33	19.27	16.50
Stock Sector Average	10.28	20.33	-12.16	17.29	16.41

Cumulative Performance to 31/07/21

	1 Yr	2 Yrs	3 Yrs	4 Yrs	5 Yrs
Fund	27.96	21.68	24.74	31.82	64.14
Stock Sector Average	25.78	24.17	26.31	32.73	64.38

Performance Analysis - Annualised 3 years

	Growth Rate %	Volatility	Alpha	Beta	Sharpe
Fund	7.65	17.33	-0.66	1.04	0.24
Stock Sector Average	8.10	16.45	0.00	1.00	0.28

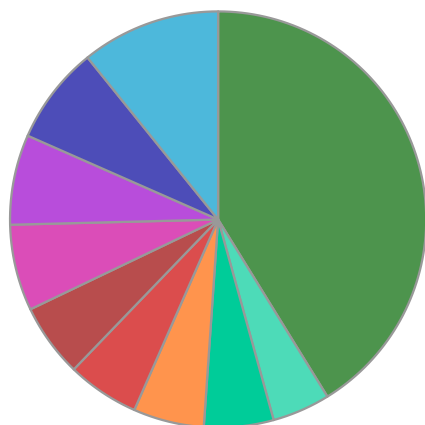
Morningstar Analyst Rating

N/A

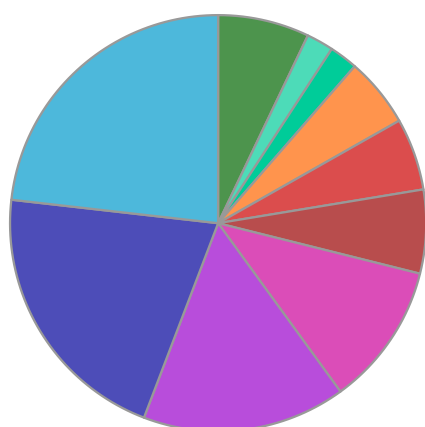
FE Crown Rating



Fund Composition



	(%)
Biotechnology/Medical	10.80
Banks	7.60
Building & Construction	7.00
Consumer Goods	6.70
Hardware	5.70
Food Producers	5.60
Automotive	5.50
Insurance	5.40
Transport	4.50
Others	41.20



	(%)
Swiss Equities	23.20
French Equities	21.00
German Equities	15.80
Dutch Equities	11.10
Swedish Equities	6.50
Italian Equities	5.60
Danish Equities	5.40
Belgian Equities	2.20
Spanish Equities	2.10
Others	7.10

Largest Holdings

Holdings	(%)
NESTLE SA	5.00
ROCHE HLDG AG	4.30
ASML HOLDING NV	4.20
LVMH MOET HENNESSY VUITTON SE	3.40
NOVO-NORDISK AS	2.50

Holdings	(%)
NOVARTIS AG	2.50
ALLIANZ SE	2.30
UBS	2.00
SIEMENS AG	2.00
BNP PARIBAS SA	2.00

* Data supplied by fund managers regarding fixed interests funds may not specify yield type. As the provision of redemption yield is an FCA regulatory requirement Novia assumes these are used.

Important Information

Performance details and yields are as at 31/07/2021. Performance figures are inclusive of net reinvested income. Source: FE. This document is designed only for professional investors and experienced advisers. The value of investments and the income gained may fluctuate. Investors may not get back the full amount invested. Past performance is not a guide to the future.