

## Jupiter Absolute Return I Acc

### Fund Information

**Sector**

IA Targeted Absolute Return

**Manager's Name**

Talib Sheikh

**Date Manager Appointed**

Jan 2021

**Launch Date**

Sep 2011

**Fund Size(£m)**

£69.09

**Yield\*** (See page2)

1.20 %

**XD Dates**

Nov 02

**Last Distribution**

02/11/20 (XD Date)

31/12/20 (Pay Date)

0.50(Distribution)

**OCF**

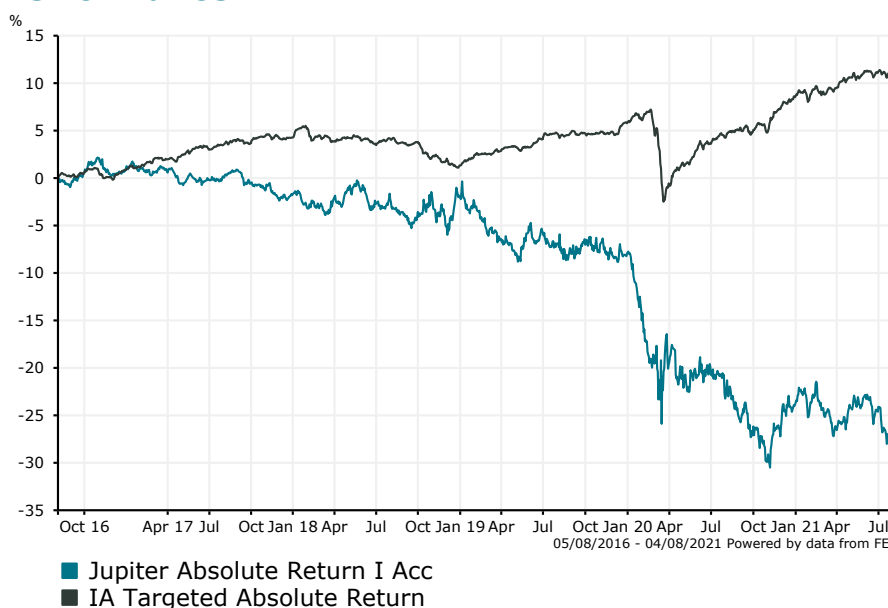
0.85 %

### Fund Aim

Objective: The Fund objective is to provide a positive absolute return, net of fees, higher than 3-month &#pound; LIBOR, or a future replacement index\* independent of market conditions over a 3-year rolling period. Capital invested in the Fund is at risk and there is no guarantee that the investment objective will be achieved over the 3-year rolling periods or in respect of any other time period. \* LIBOR will be replaced by SONIA in 2021. Policy: The Fund can invest in a wide range of assets to achieve its investment objective, including shares of companies, fixed interest securities and entering into derivative transactions for investment purposes.

**Sector:** IA Targeted Absolute Return

### Performance


**Morningstar Analyst Rating**

N/A

**FE Crown Rating**

**Discrete Performance - 12 months to 31/12/20**

	2020	2019	2018	2017	2016
Fund	-17.28	-6.18	-0.07	-2.57	10.23
Stock Sector Average	2.59	4.38	-2.81	3.39	1.06

**Cumulative Performance to 31/07/21**

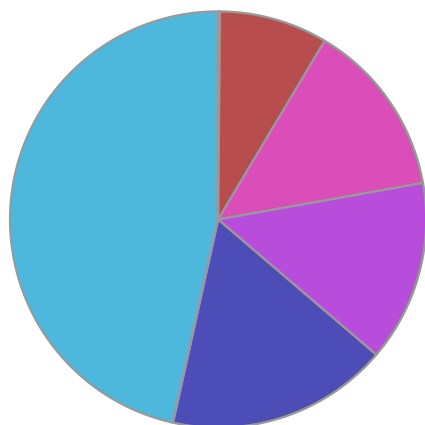
	1 Yr	2 Yrs	3 Yrs	4 Yrs	5 Yrs
Fund	-4.58	-21.33	-25.52	-26.76	-26.47
Stock Sector Average	6.61	6.14	6.67	7.41	11.33

**Performance Analysis - Annualised 3 years**

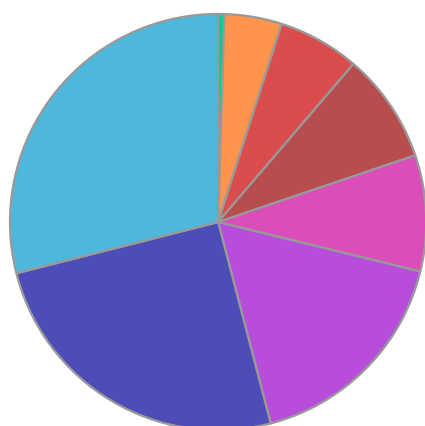
	Growth Rate %	Volatility	Alpha	Beta	Sharpe
Fund	-9.36	9.24	-9.70	0.36	-0.01
Stock Sector Average	2.17	4.06	0.00	1.00	0.00

**Jupiter Absolute Return I Acc**

**Fund Composition**



	(%)
International Equities	41.93
Commodity & Energy	15.52
Global Government Fixed Interest	12.68
Futures	12.28
Others	7.59
Options	0.13
Options	-0.10
Futures	-12.02



	(%)
Europe ex UK	22.59
Asia Pacific ex Japan	19.59
North America	13.35
Japan	7.03
UK	6.66
Latin America	4.93
Others	3.48
European Emerging Markets	0.38

**Largest Holdings**

Holdings	(%)
SPROTT PHYSICAL SILVER TRUST UTS	6.73
3I INFRASTRUCTURE PLC	5.05
HELLENIC REPUBLIC 1.5% 18/06/30	4.65
WISDOMTREE AGRICULTURE ETF	4.56
WISDOMTREE COPPER ETF	4.23

Holdings	(%)
JUPITER JAPAN SELECT	4.11
MEXICO(UNITED MEXICAN STATES) 8.5%% BDS 31/05/29 MXN1000	4.03
PORTUGAL(REPUBLIC OF) 1.95% BDS 15/06/29 EUR0.01	4.00
JUPITER GLOBAL EMERGING MARKETS CORPORATE BOND	3.48
TAIWAN SEMICONDUCTOR CO	0.78

\* Data supplied by fund managers regarding fixed interests funds may not specify yield type. As the provision of redemption yield is an FCA regulatory requirement Novia assumes these are used.

**Important Information**

Performance details and yields are as at 31/07/2021. Performance figures are inclusive of net reinvested income. Source: FE. This document is designed only for professional investors and experienced advisers. The value of investments and the income gained may fluctuate. Investors may not get back the full amount invested. Past performance is not a guide to the future.