

Jupiter Emerging Euro Opps I Acc

Fund Information

Sector
IA Specialist

Manager's Name
Colin Croft

Date Manager Appointed
Jan 2008

Launch Date
Sep 2011

Fund Size (£m)
£83.72

Yield* (See page2)
3.20 %

XD Dates
Jul 01

Last Distribution
01/07/20 (XD Date)
31/08/20 (Pay Date)
9.36(Distribution)

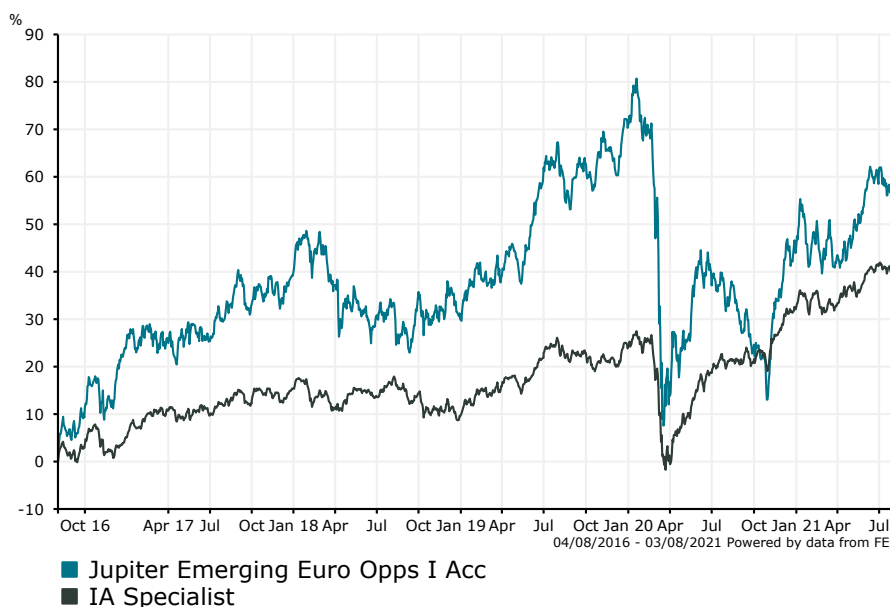
OCF
0.99 %

Fund Aim

Objective: The objective of the Fund is to provide a return, net of fees, higher than that provided by the MSCI Emerging Markets Europe 10/40 Index over the long term (at least five years). Policy: At least 70% of the Fund is invested in shares of companies based in Central or Eastern Europe. Up to 30% of the Fund may be invested in other assets, including assets of companies based anywhere in the world, open-ended funds (including funds managed by Jupiter and its associates), cash and near cash.

Sector: IA Specialist

Performance



Morningstar Analyst Rating

N/A

FE Crown Rating



Discrete Performance - 12 months to 31/12/20

	2020	2019	2018	2017	2016
Fund	-15.47	30.99	-6.56	12.18	56.99
Stock Sector Average	6.65	13.04	-5.05	9.73	26.17

Cumulative Performance to 31/07/21

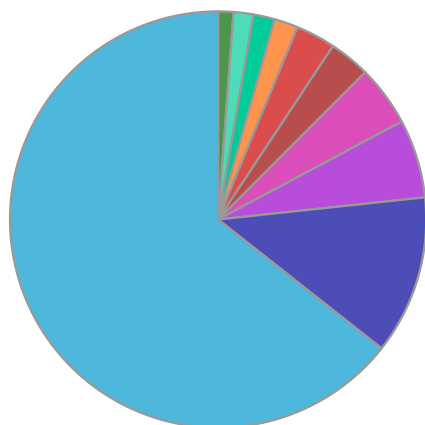
	1 Yr	2 Yrs	3 Yrs	4 Yrs	5 Yrs
Fund	21.04	-4.73	18.71	23.13	58.38
Stock Sector Average	17.56	11.84	20.52	25.55	40.46

Performance Analysis - Annualised 3 years

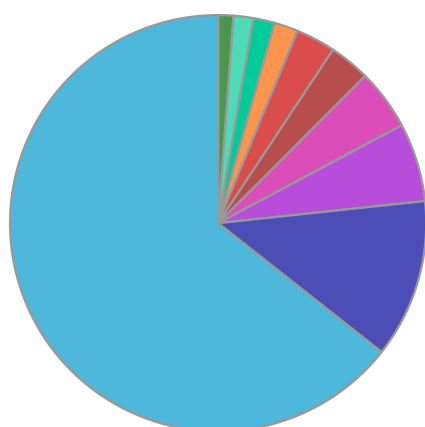
	Growth Rate %	Volatility	Alpha	Beta	Sharpe
Fund	5.88	24.02	-3.09	1.67	0.10
Stock Sector Average	6.42	12.51	0.00	1.00	0.23

Jupiter Emerging Euro Opps I Acc

Fund Composition



	(%)
Russian Equities	64.37
Polish Equities	12.32
Turkish Equities	6.10
Hungarian Equities	4.71
Czech Republic Equities	3.18
Greek Equities	3.08
International Equities	1.85
Luxembourg Equities	1.65
European Emerging Equities	1.55
Kazakhstani Equities	1.18



	(%)
Russia	64.37
Poland	12.32
Turkey	6.10
Hungary	4.71
Czech Republic	3.18
Greece	3.08
Others	1.85
Luxembourg	1.65
Georgia	1.55
Kazakhstan	1.18

Largest Holdings

Holdings	(%)
GAZPROM PJSC	9.49
LUKOIL PJSC	7.93
SBERBANK OF RUSSIA	7.72
MMC NORILSK NICKEL PJSC	6.17
ROSNEFT OIL CO	4.75

Holdings	(%)
NOVATEK PAO	4.66
POWSZECHNY ZAKLAD UBEZPIECZEN SA	3.22
YANDEX NV	3.17
TATNEFTEPROM	3.03
POLSKI KONCERN NAFTOWY ORLEN SA	2.55

* Data supplied by fund managers regarding fixed interests funds may not specify yield type. As the provision of redemption yield is an FCA regulatory requirement Novia assumes these are used.

Important Information

Performance details and yields are as at 31/07/2021. Performance figures are inclusive of net reinvested income. Source: FE. This document is designed only for professional investors and experienced advisers. The value of investments and the income gained may fluctuate. Investors may not get back the full amount invested. Past performance is not a guide to the future.