

iShares US Agg Bd UETF £

Fund Information

Sector

Fixed Int - USD Investment Grade

Manager's Name

BlackRock Advisors (UK) Limited

Date Manager Appointed

Sep 2011

Launch Date

Sep 2011

Fund Size(£m)

£3401.69

Yield* (See page2)

0.00 %

XD Dates

May 13, Nov 12

Last Distribution

13/05/21 (XD Date)

26/05/21 (Pay Date)

0.68(Distribution)

OCF

0.25 %

Morningstar Analyst Rating

N/A

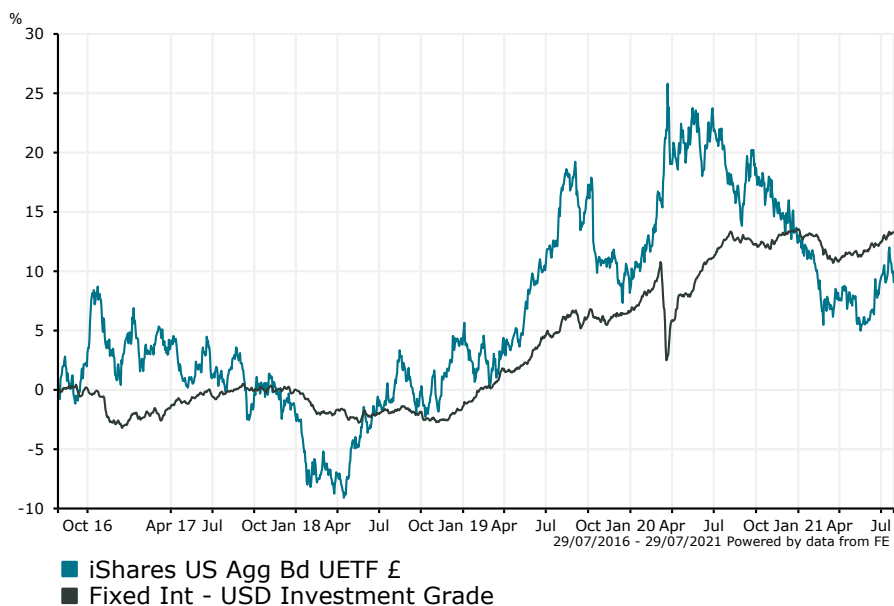
FE Crown Rating

Fund Aim

The Share Class is a share class of a Fund which aims to achieve a return on your investment, through a combination of capital growth and income on the Funds' investments, which reflects the return of the Bloomberg Barclays US Aggregate Bond Index, the Fund's benchmark index (Index). The Share Class, via the Fund, aims to invest so far as possible and practicable in fixed income (FI) securities (such as bonds) that make up the Index and comply with its credit rating requirements. If the credit ratings of the FI securities are downgraded, the Fund may continue to hold them until they cease to form part of the Index and it is practicable to sell them. The Index measures the performance of the US dollar-denominated taxable bond market. The FI securities may be issued by the US Treasury, government agencies and companies and may include asset-backed, commercial mortgage-backed and mortgage-backed securities (i.e. financial securities backed by cash flows from debt). The FI securities will be denominated in US Dollars, will pay income according to a fixed rate of interest and will, at the time of inclusion in the Index, be investment grade (i.e. meet a specified level of creditworthiness). Only bonds with a minimum remaining time to maturity of one year are considered for inclusion in the Index. These may include the strategic selection of certain securities that make up the Index or other FI securities which provide similar performance to certain constituent securities.

Sector: Fixed Int - USD Investment Grade

Performance



Discrete Performance - 12 months to 31/12/20

	2020	2019	2018	2017	2016
Fund	3.89	4.20	5.91	-5.68	21.96
Stock Sector Average	6.56	8.12	-1.49	2.67	3.03

Cumulative Performance to 30/06/21

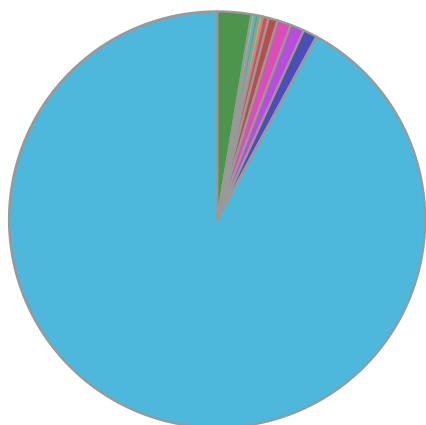
	1 Yr	2 Yrs	3 Yrs	4 Yrs	5 Yrs
Fund	-11.09	-0.77	10.74	8.17	10.62
Stock Sector Average	1.16	7.53	14.74	12.99	13.29

Performance Analysis - Annualised 3 years

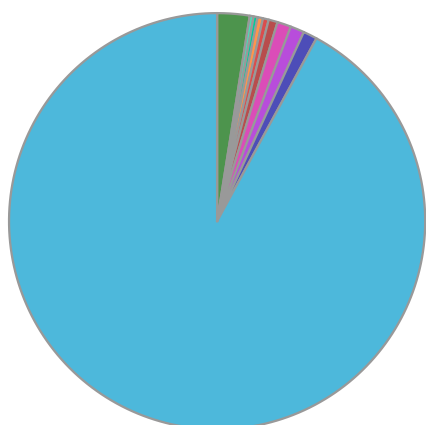
	Growth Rate %	Volatility	Alpha	Beta	Sharpe
Fund	3.46	8.88	1.92	0.40	0.00

iShares US Agg Bd UETF £

Fund Composition



	(%)
USA	92.07
International	1.08
Canada	1.08
UK	1.07
Japan	0.70
Mexico	0.45
Germany	0.31
Netherlands	0.30
Money Market	0.29
Others	2.64



	(%)
US Fixed Interest	92.07
Supranational Fixed Interest	1.08
Canadian Fixed Interest	1.08
UK Fixed Interest	1.07
Japanese Fixed Interest	0.70
Mexican Fixed Interest	0.45
American Emerging Fixed Interest	0.42
German Fixed Interest	0.31
Dutch Fixed Interest	0.30
Others	2.51

Largest Holdings

Holdings	(%)
FNMA 30YR 2020 PRODUCTION	1.04
FHLMC 30YR UMBS SUPER	0.99
FHLMC 30YR UMBS	0.95
UNITED STATES OF AMER TREAS BONDS 2% BDS 15/08/25 USD100	0.92
UNITED STATES OF AMER TREAS NOTES 0.125% TNT 15/12/23 USD100	0.84

Holdings	(%)
UNITED STATES OF AMER TREAS NOTES 2.125% TB 15/05/25 USD1000	0.82
FNMA 30YR 2021 PRODUCTION	0.76
UNITED STATES OF AMER TREAS NOTES 0% UNDATED NTS USD100	0.74
FEDERAL NATIONAL MORTGAGE ASSOC 2% MTG BDS 15/05/50 USD1000	0.70
GNMA2 30YR 2017 PRODUCTION	0.67

* Data supplied by fund managers regarding fixed interests funds may not specify yield type. As the provision of redemption yield is an FCA regulatory requirement Novia assumes these are used.

Important Information

Performance details and yields are as at 30/06/2021. Performance figures are inclusive of net reinvested income. Source: FE. This document is designed only for professional investors and experienced advisers. The value of investments and the income gained may fluctuate. Investors may not get back the full amount invested. Past performance is not a guide to the future.