

iShares MSCI ACWI UETF £
Fund Information
Sector

Equity - International

Manager's Name

BlackRock Asset Management Ireland Ltd

Date Manager Appointed

Oct 2011

Launch Date

Oct 2011

Fund Size(£m)

£2773.91

Yield* (See page2)

0.00 %

XD Dates

N/A

Last Distribution

N/A (XD Date)

N/A (Pay Date)

N/A(Distribution)

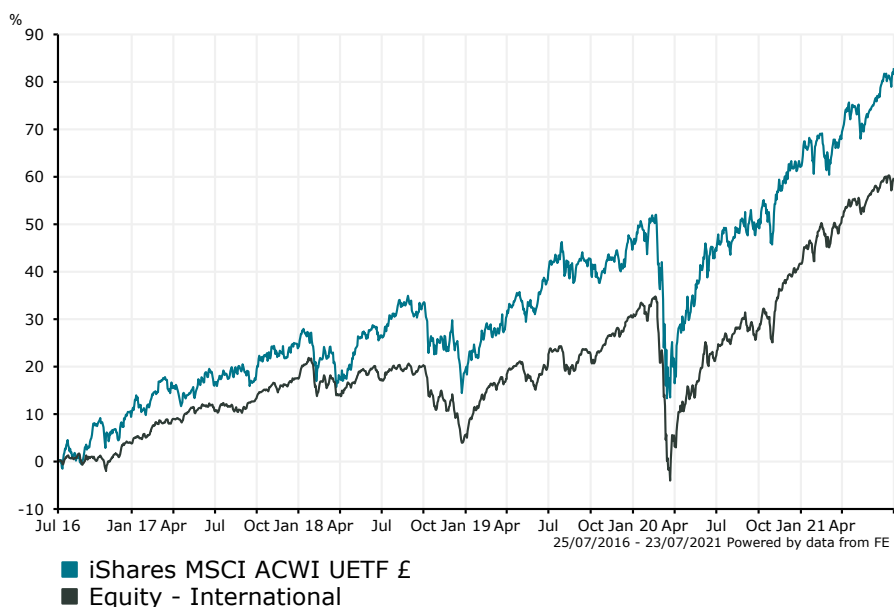
OCF

0.20 %

Fund Aim

The Fund seeks to track the performance of an index composed of companies from both developed and emerging markets countries worldwide

Sector: Equity - International

Performance


Morningstar Analyst Rating
N/A

FE Crown Rating

Discrete Performance - 12 months to 31/12/20

	2020	2019	2018	2017	2016
Fund	12.06	21.49	-3.89	13.21	28.61
Stock Sector Average	8.71	23.45	-10.09	13.16	4.69

Cumulative Performance to 30/06/21

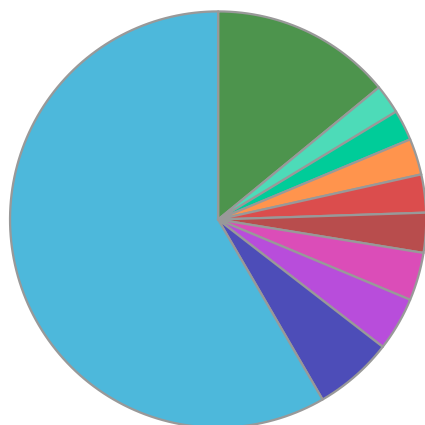
	1 Yr	2 Yrs	3 Yrs	4 Yrs	5 Yrs
Fund	24.30	30.27	42.54	55.33	89.47
Stock Sector Average	30.36	30.62	35.45	43.57	64.89

Performance Analysis - Annualised 3 years

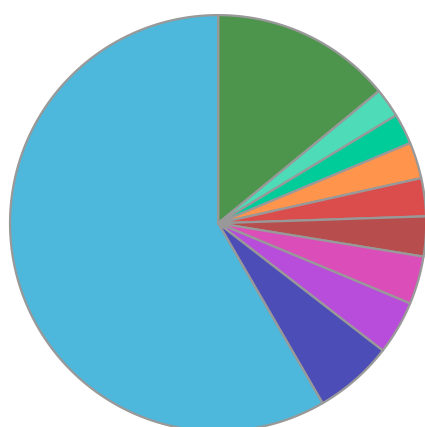
	Growth Rate %	Volatility	Alpha	Beta	Sharpe
Fund	12.54	14.48	2.93	0.88	0.62
Stock Sector Average	10.64	15.29	0.00	1.00	0.47

iShares MSCI ACWI UETF £

Fund Composition



	(%)
USA	58.31
Japan	6.15
China	4.17
UK	3.73
Germany	3.09
France	2.95
Canada	2.81
Switzerland	2.38
Ireland	2.27
Others	14.04



	(%)
US Equities	58.31
Japanese Equities	6.15
Chinese Equities	4.17
UK Equities	3.73
German Equities	3.09
French Equities	2.95
Canadian Equities	2.81
Swiss Equities	2.38
Irish Equities	2.27
Others	14.04

Largest Holdings

Holdings	(%)
APPLE INC	3.44
MICROSOFT CORP	2.77
AMAZON.COM INC	2.28
FACEBOOK INC	1.21
ISHARES MSCI INDIA UCITS ETF ACC USD	1.17

Holdings	(%)
ALPHABET INC	1.12
ALPHABET INC	1.07
TESLA INC	0.83
TAIWAN SEMICONDUCTOR MANUFACTURING	0.82
TENCENT HLDGS LTD	0.74

* Data supplied by fund managers regarding fixed interests funds may not specify yield type. As the provision of redemption yield is an FCA regulatory requirement Novia assumes these are used.

Important Information

Performance details and yields are as at 30/06/2021. Performance figures are inclusive of net reinvested income. Source: FE. This document is designed only for professional investors and experienced advisers. The value of investments and the income gained may fluctuate. Investors may not get back the full amount invested. Past performance is not a guide to the future.