

Man GLG Stgc Bd C Prof Acc
Fund Information
Sector

IA Sterling Strategic Bond

Manager's Name

Craig Veysey

Date Manager Appointed

Oct 2018

Launch Date

Nov 2011

Fund Size (£m)

£72.79

Yield* (See page2)

3.08 %

XD Dates

Apr 01, Jan 04, Oct 01, Jul 01

Last Distribution

01/04/21 (XD Date)

31/05/21 (Pay Date)

1.07(Distribution)

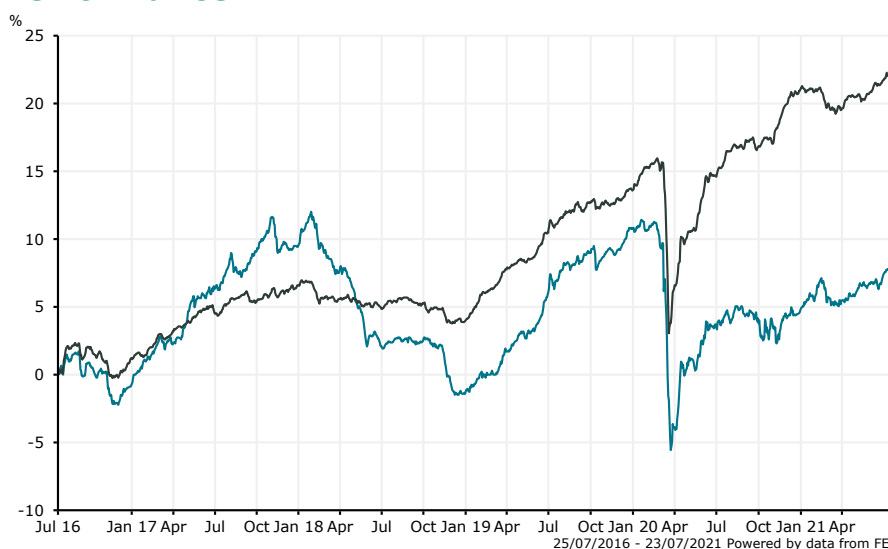
OCF

0.65 %

Fund Aim

The Fund seeks to achieve a total return (a combination of income and capital growth) by investing primarily in government and corporate bonds globally. 80% of the fund's assets will be in Sterling denominated securities or non-Sterling denominated securities hedged back to Sterling (currency hedging being the process of reducing or eliminating a fund's exposure to the movement of foreign currencies) or in any combination of both. These securities will be of "investment grade" (perceived to carry a low to medium risk) as determined by the Investment Manager, or held in cash and cash equivalents (investment securities that have high credit quality and are highly liquid).

Sector: IA Sterling Strategic Bond

Performance


■ Man GLG Stgc Bd C Prof Acc
 ■ IA Sterling Strategic Bond

Morningstar Analyst Rating

N/A

FE Crown Rating

Discrete Performance - 12 months to 31/12/20

	2020	2019	2018	2017	2016
Fund	-5.43	12.34	-9.90	10.32	2.77
Stock Sector Average	6.55	9.26	-2.49	5.31	7.33

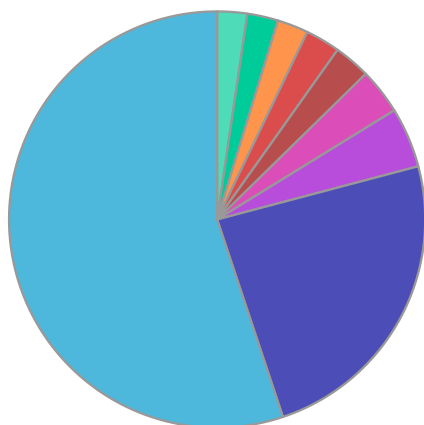
Cumulative Performance to 30/06/21

	1 Yr	2 Yrs	3 Yrs	4 Yrs	5 Yrs
Fund	3.43	1.26	5.09	0.91	8.23
Stock Sector Average	6.13	10.15	16.02	16.40	24.36

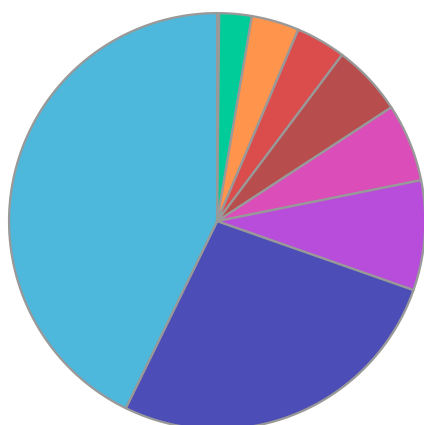
Performance Analysis - Annualised 3 years

	Growth Rate %	Volatility	Alpha	Beta	Sharpe
Fund	1.67	8.47	-4.80	1.35	0.00
Stock Sector Average	5.08	5.84	0.00	1.00	0.27

Fund Composition



	(%)
Money Market	55.93
UK	24.35
Australia	4.74
USA	3.60
Netherlands	2.88
Luxembourg	2.73
Mexico	2.45
Italy	2.43
Ireland	2.36
Others	-1.46



	(%)
Money Market	55.93
Financials	35.12
Energy	11.16
Cyclical Consumer Goods	7.92
Others	7.23
Communications	5.07
Non-Cyclical Consumer Goods	4.84
Basic Materials	3.29
Technology	0.21
Government Bonds	-30.77

Largest Holdings

Holdings	(%)
AUSTRALIA (COMMONWEALTH BANK OF) 1% BDS 21/12/30 AUD1000	4.74
UNITED STATES OF AMER TREAS BONDS 1.75% BDS 15/11/26 USD100	4.40
UNITED STATES OF AMER TREAS NOTES 1.5% NTS 15/02/30 USD100	4.13
UNITED STATES OF AMER TREAS NOTES 2% NTS 15/02/50 USD100	3.35
AA BOND CO LTD UK BRANCH 6.269% BDS 31/07/25 GBP100000	3.22

Holdings	(%)
UNITED STATES OF AMER TREAS BILLS 1.75% BDS 15/11/29 USD100	2.97
NATIONWIDE BUILDING SOCIETY	2.87
VIVION INVESTMENTS 3% BDS 08/08/24 EUR100000	2.73
CO-OPERATIVE GROUP LTD 11% FINAL REPAYMNT SUB NTS 20/12/25 GBP1	2.68
LEGAL & GENERAL GROUP 5.625% RST PERP RES CONT CONV NTS TIER 1	2.50

* Data supplied by fund managers regarding fixed interests funds may not specify yield type. As the provision of redemption yield is an FCA regulatory requirement Novia assumes these are used.

Important Information

Performance details and yields are as at 30/06/2021. Performance figures are inclusive of net reinvested income. Source: FE. This document is designed only for professional investors and experienced advisers. The value of investments and the income gained may fluctuate. Investors may not get back the full amount invested. Past performance is not a guide to the future.