

Guinness GE Y GBP
Fund Information
Sector

Commodity & Energy

Manager's Name

 Tim Guinness
Jonathan Waghorn
Will Riley

Date Manager Appointed

Mar 2008

Launch Date

Feb 2012

Fund Size (£m)

£172.17

Yield* (See page2)

0.00 %

XD Dates

Mar 07

Last Distribution

 07/03/14 (XD Date)
18/03/14 (Pay Date)
0.00(Distribution)

OCF

0.99 %

Morningstar Analyst Rating

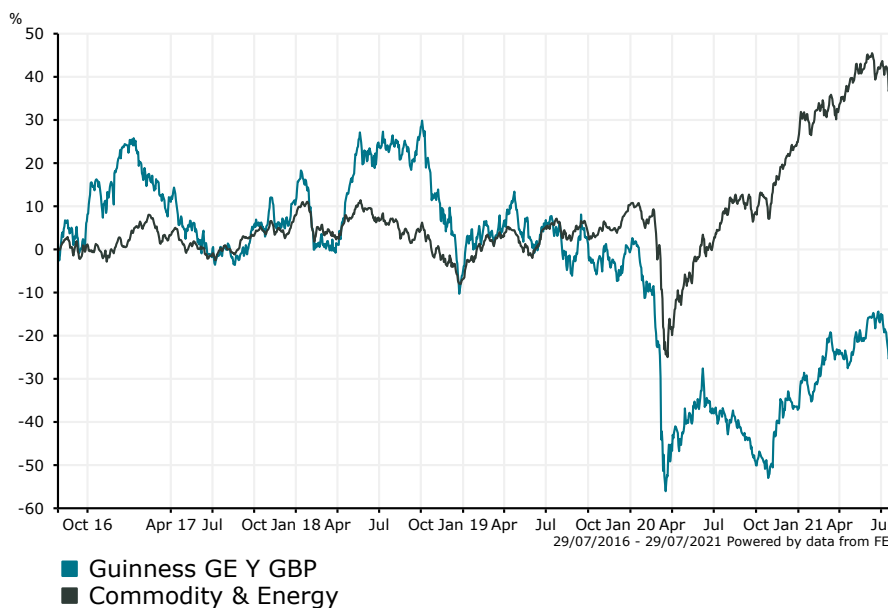
N/A

FE Crown Rating

Fund Aim

The investment objective of the Fund is to provide investors with long-term capital appreciation. To do this the fund invests in the shares of a range of companies in the energy industry. This includes companies engaged in the exploration, production or distribution of oil, gas and other energy sources.

Sector: Commodity & Energy

Performance

Discrete Performance - 12 months to 31/12/20

	2020	2019	2018	2017	2016
Fund	-36.76	5.54	-14.72	-9.85	52.52
Stock Sector Average	13.27	18.52	-13.81	5.63	23.06

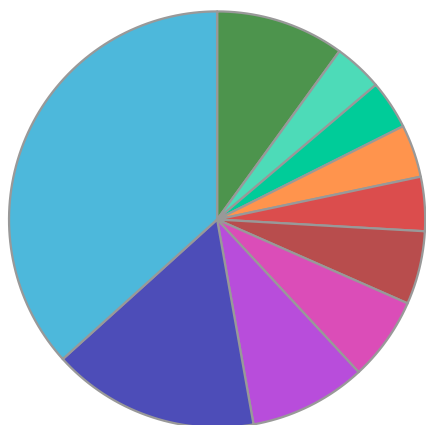
Cumulative Performance to 30/06/21

	1 Yr	2 Yrs	3 Yrs	4 Yrs	5 Yrs
Fund	33.31	-20.74	-33.03	-14.89	-18.43
Stock Sector Average	39.88	35.41	32.36	44.43	44.23

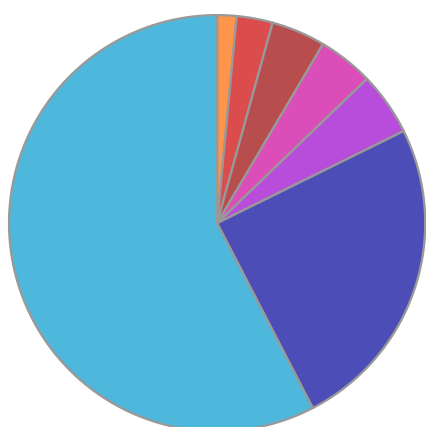
Performance Analysis - Annualised 3 years

	Growth Rate %	Volatility	Alpha	Beta	Sharpe
Fund	-12.51	32.75	-21.47	1.44	-0.05
Stock Sector Average	9.80	18.78	0.00	1.00	0.34

Fund Composition



	(%)
USA	36.70
Canada	16.10
China	9.10
Others	6.50
UK	5.70
Austria	4.20
Russia	4.10
Netherlands	3.80
Norway	3.80
Others	10.00



	(%)
Oil & Gas - Integrated	57.60
Oil & Gas Exploration & Production	24.70
Oil & Gas Equipment & Services	4.90
Oil & Gas Equipment & Services	4.30
Oil & Gas Equipment & Services	4.20
Money Market	2.80
Semi Conductors	1.50

Largest Holdings

Holdings	(%)
EXXON MOBIL CORP	4.80
DEVON ENERGY CORP	4.70
ENBRIDGE INC	4.30
BP	4.20
Valero Energy Corp.	4.20

Holdings	(%)
EOG RESOURCES INC	4.20
CHEVRON CORP	4.20
OMV AG	4.20
SUNCORP GROUP LTD	4.20
GAZPROM PJSC	4.10

* Data supplied by fund managers regarding fixed interests funds may not specify yield type. As the provision of redemption yield is an FCA regulatory requirement Novia assumes these are used.

Important Information

Performance details and yields are as at 30/06/2021. Performance figures are inclusive of net reinvested income. Source: FE. This document is designed only for professional investors and experienced advisers. The value of investments and the income gained may fluctuate. Investors may not get back the full amount invested. Past performance is not a guide to the future.