

Guinness GblMoneyMangrs Y A£

Fund Information

Sector

Equity - Financial

Manager's Name

 Tim Guinness
Will Riley

Date Manager Appointed

Dec 2010

Launch Date

Feb 2012

Fund Size(£m)

£11.83

Yield* (See page2)

1.74 %

XD Dates

N/A

Last Distribution

 N/A (XD Date)
N/A (Pay Date)
N/A(Distribution)

OCF

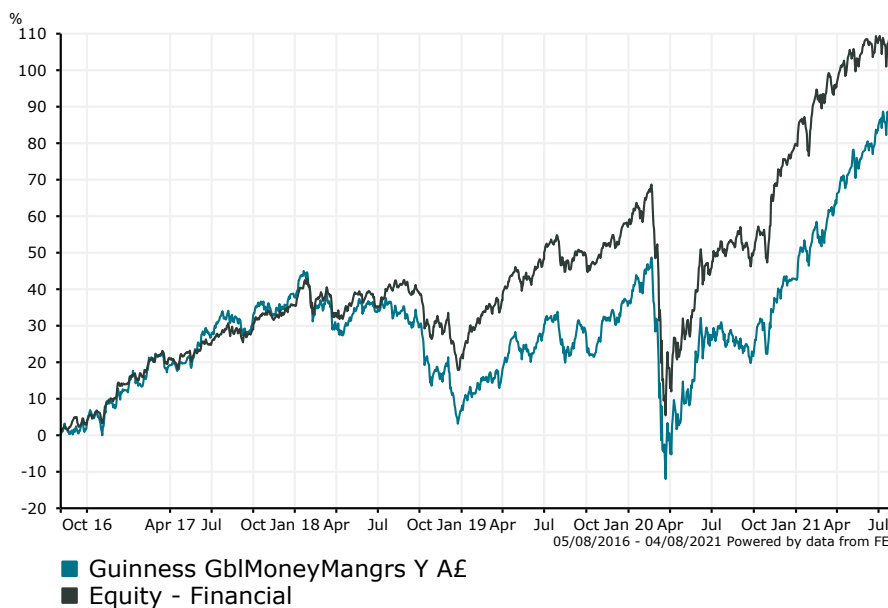
0.74 %

Fund Aim

The investment objective of the Fund is to provide investors with long-term capital appreciation. To do this the fund invests in the shares of a range of companies engaged in money management services, such as investment managers.

Sector: Equity - Financial

Performance



Discrete Performance - 12 months to 31/12/20

	2020	2019	2018	2017	2016
Fund	5.50	27.01	-22.67	23.39	13.70
Stock Sector Average	14.52	29.45	-10.56	18.85	8.61

Cumulative Performance to 31/07/21

	1 Yr	2 Yrs	3 Yrs	4 Yrs	5 Yrs
Fund	51.99	43.48	38.77	42.88	90.38
Stock Sector Average	40.06	35.91	48.93	62.49	110.39

Performance Analysis - Annualised 3 years

	Growth Rate %	Volatility	Alpha	Beta	Sharpe
Fund	11.54	22.82	-2.09	1.01	0.35
Stock Sector Average	14.20	20.79	0.00	1.00	0.51

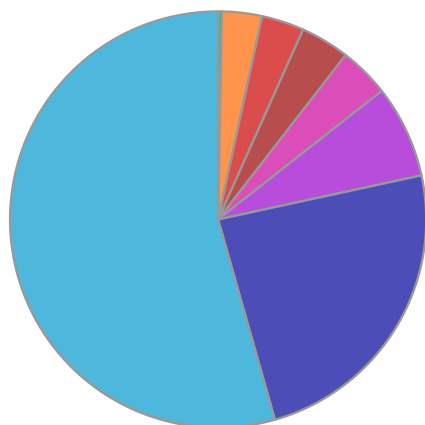
Morningstar Analyst Rating

N/A

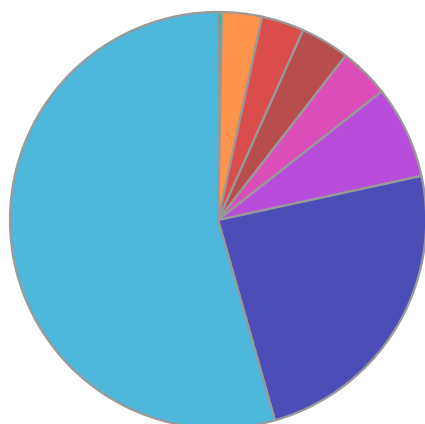
FE Crown Rating


Guinness **GblMoneyMangrs Y A£**

Fund Composition



	(%)
US Equities	54.40
UK Equities	24.00
Italian Equities	7.20
Canadian Equities	3.90
Swiss Equities	3.80
Hong Kong Equities	3.30
South African Equities	3.10
Money Market	0.30



	(%)
USA	54.40
UK	24.00
Italy	7.20
Canada	3.90
Switzerland	3.80
Hong Kong	3.30
South Africa	3.10
Money Market	0.30

Largest Holdings

Holdings	(%)
BLACKSTONE GROUP LP	4.70
NASDAQ INC	4.60
KKR STRATEGIC	4.60
T ROWE PRICE	4.60
LIONTRUST ASSET MANAGEMENT PLC	4.50

Holdings	(%)
ARES MANAGEMENT CORP	4.40
ALLIANCEBERNSTEIN HOLDING LP	4.10
BLACKROCK INC	4.10
CI FINANCIAL CORP	3.90
POLAR CAP-HEALTHCARE OPP-IEUR	3.80

* Data supplied by fund managers regarding fixed interests funds may not specify yield type. As the provision of redemption yield is an FCA regulatory requirement Novia assumes these are used.

Important Information

Performance details and yields are as at 31/07/2021. Performance figures are inclusive of net reinvested income. Source: FE. This document is designed only for professional investors and experienced advisers. The value of investments and the income gained may fluctuate. Investors may not get back the full amount invested. Past performance is not a guide to the future.