

JPM Global Ex UK Bond C Gr Acc

Fund Information

Sector

IA Global Government Bond

Manager's Name

Seamus Mac Gorain
Iain Stealey

Date Manager Appointed

Sep 2016

Launch Date

Oct 2012

Fund Size (£m)

£470.85

Yield* (See page2)

0.30 %

XD Dates

Feb 01, Aug 03

Last Distribution

01/02/21 (XD Date)

30/04/21 (Pay Date)

0.00(Distribution)

OCF

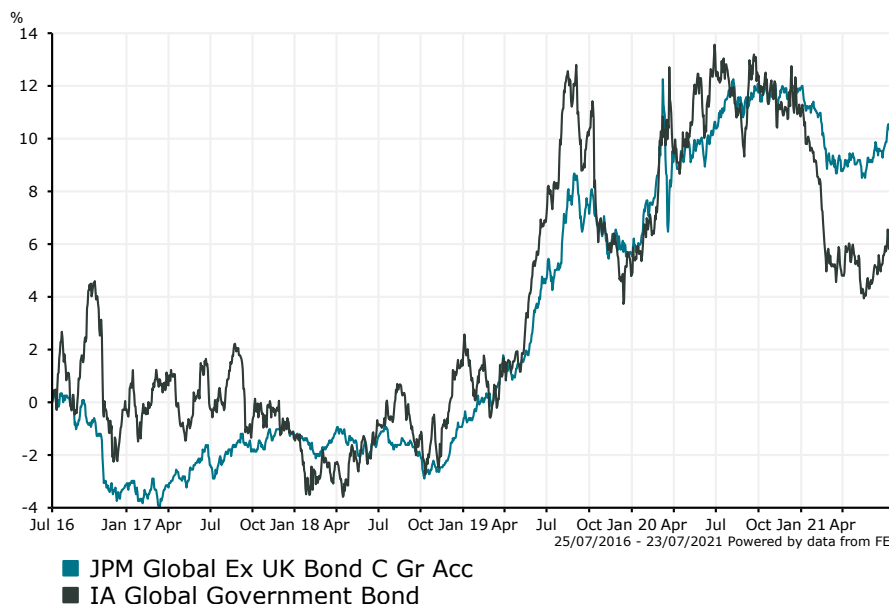
0.55 %

Fund Aim

To provide long-term capital growth by investing primarily in European smaller companies.

Sector: IA Global Government Bond

Performance



Discrete Performance - 12 months to 31/12/20

	2020	2019	2018	2017	2016
Fund	5.88	6.52	0.34	2.02	3.27
Stock Sector Average	5.78	3.36	2.79	-1.08	14.77

Cumulative Performance to 30/06/21

	1 Yr	2 Yrs	3 Yrs	4 Yrs	5 Yrs
Fund	-0.92	4.72	11.13	12.29	9.80
Stock Sector Average	-6.76	-1.20	6.53	5.80	6.39

Performance Analysis - Annualised 3 years

	Growth Rate %	Volatility	Alpha	Beta	Sharpe
Fund	3.58	3.43	2.61	0.44	0.02
Stock Sector Average	2.13	5.70	0.00	1.00	0.00

Morningstar Analyst Rating

N/A


FE Crown Rating



Morningstar Analyst Rating

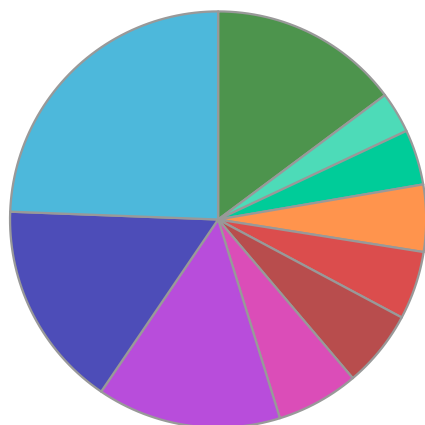
N/A

FE Crown Rating

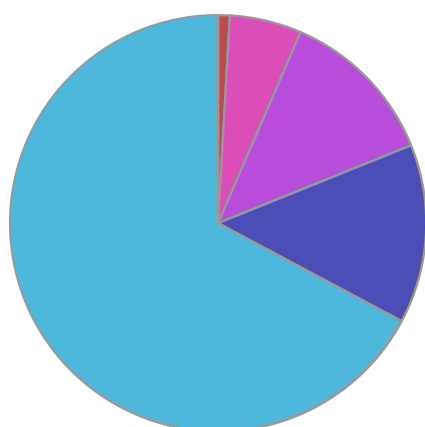


JPM Global Ex UK Bond C Gr Acc

Fund Composition



	(%)
Japan	24.40
Italy	16.10
USA	14.30
China	6.40
France	6.00
Germany	5.30
Spain	5.20
UK	4.30
Canada	3.20
Others	14.80



	(%)
Money Market	67.20
Corporate Bonds	13.90
Government Agency Bonds	12.40
Government Bonds	5.60
Fixed Interest	0.90

Largest Holdings

Holdings	(%)
JAPAN(GOVERNMENT OF) 0.1% BDS 20/06/23 JPY50000	3.80
JAPAN(GOVERNMENT OF) 0.1% BDS 20/06/25 JPY50000	3.80
JAPAN(GOVERNMENT OF) 1.2% NTS 20/12/34 JPY1000	3.80
ITALY(REPUBLIC OF) 1.25% BDS 17/02/26 USD200000	3.30
ITALY(REPUBLIC OF) 0.5% BDS 01/02/26 EUR1000	3.30

Holdings	(%)
BUONI POLIENNALI DEL TES 1.85% BDS 01/07/25 EUR1000	3.30
UNITED STATES OF AMER TREAS BONDS 4.50% BDS 15/08/39 USD1000	2.90
UNITED STATES OF AMER TREAS NOTES 2% NTS 15/02/50 USD100	2.90
UNITED STATES OF AMER TREAS NOTES 1.75% TNT 15/02/41 USD100	2.90
UNITED STATES OF AMER TREAS BONDS 2.5% BDS 15/02/45 USD1000	2.90

* Data supplied by fund managers regarding fixed interests funds may not specify yield type. As the provision of redemption yield is an FCA regulatory requirement Novia assumes these are used.

Important Information

Performance details and yields are as at 30/06/2021. Performance figures are inclusive of net reinvested income. Source: FE. This document is designed only for professional investors and experienced advisers. The value of investments and the income gained may fluctuate. Investors may not get back the full amount invested. Past performance is not a guide to the future.