

JPM Gbl Hi Yield Bd C Gr Acc

Fund Information

Sector

IA Sterling High Yield

Manager's Name

 Robert Cook
 Thomas Hauser

Date Manager Appointed

Jul 2005

Launch Date

Oct 2012

Fund Size(£m)

£204.01

Yield* (See page2)

4.28 %

XD Dates

May 04, Feb 01, Nov 02, Aug 03

Last Distribution

04/05/21 (XD Date)

30/07/21 (Pay Date)

1.57(Distribution)

OCF

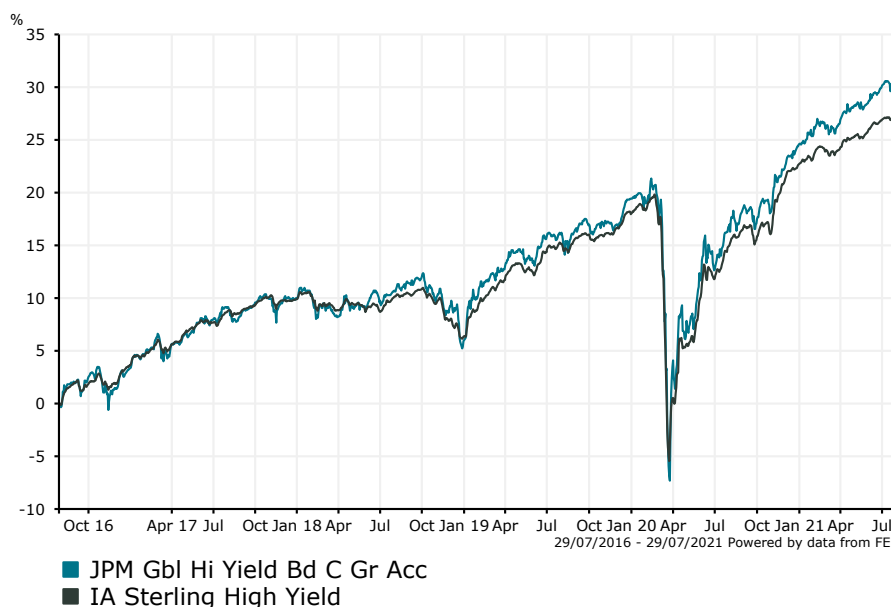
0.70 %

Fund Aim


To provide a return by investing at least 80% of the Fund's assets in global below investment grade debt securities.

Sector: IA Sterling High Yield

Performance



Morningstar Analyst Rating
 N/A

FE Crown Rating


Discrete Performance - 12 months to 31/12/20

	2020	2019	2018	2017	2016
Fund	4.30	12.75	-3.72	6.49	13.71
Stock Sector Average	4.00	10.91	-3.23	6.05	10.09

Cumulative Performance to 30/06/21

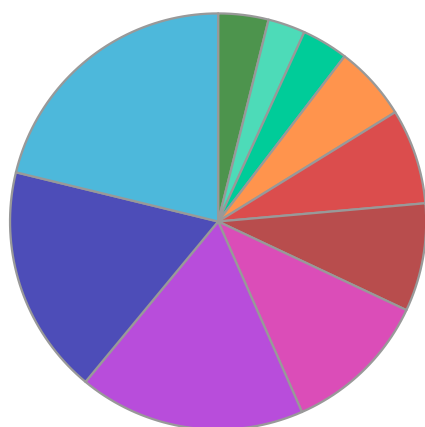
	1 Yr	2 Yrs	3 Yrs	4 Yrs	5 Yrs
Fund	15.39	12.43	18.60	20.42	33.33
Stock Sector Average	13.46	10.89	16.63	17.81	30.02

Performance Analysis - Annualised 3 years

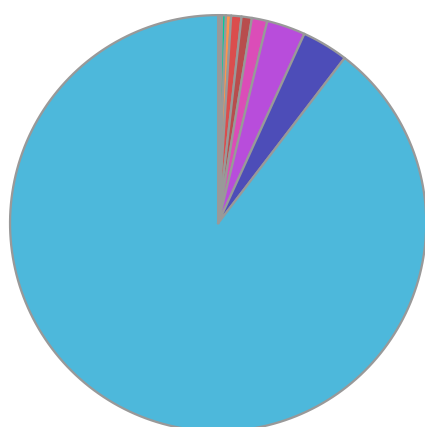
	Growth Rate %	Volatility	Alpha	Beta	Sharpe
Fund	5.85	9.54	0.96	0.92	0.25
Stock Sector Average	5.26	10.12	0.00	1.00	0.17

JPM Gbl Hi Yield Bd C Gr Acc

Fund Composition



	(%)
Communications	21.20
Cyclical Consumer Goods	17.80
Non-Cyclical Consumer Goods	17.60
Energy	11.40
Capital Goods	8.40
Technology	7.40
Basic Industries	5.80
Money Market	3.60
Financials	2.90
Others	3.90



	(%)
US High Yield Fixed Interest	89.60
Money Market	3.60
Canadian High Yield Fixed Interest	3.00
Luxembourg High Yield Fixed Interest	1.20
American Emerging High Yield Fixed Interest	0.80
French High Yield Fixed Interest	0.80
Dutch High Yield Fixed Interest	0.40
UK High Yield Fixed Interest	0.30
Austrian High Yield Fixed Interest	0.20
German High Yield Fixed Interest	0.10

Largest Holdings

Holdings	(%)
DISH DBS CORP 5.875% BDS 15/11/24 USD1144A	1.10
SPRINT CAPITAL CORP 8.75% BDS 15/3/32 USD1000 144A	0.90
CCO HLDGS LLC/CAP CORP 5.75% BDS 15/02/26 USD1000	0.90
CCO HLDGS LLC/CAP CORP 5.125% BDS 01/05/27 USD1000 144A	0.90
HCA INC 5.375% BDS 01/09/26 USD1000	0.80

Holdings	(%)
SPRINT CORP 7.25% BDS 15/09/21 USD2000	0.80
BAUSCH HEALTH 9.000% 15/12/25	0.80
REICHHOLD CAYMAN 0.000% 16/07/21	0.80
TENET HEALTHCARE CORP 4.875% BDS 01/01/26 USD2000	0.70
HCA 5.880% 15/02/26	0.70

* Data supplied by fund managers regarding fixed interests funds may not specify yield type. As the provision of redemption yield is an FCA regulatory requirement Novia assumes these are used.

Important Information

Performance details and yields are as at 30/06/2021. Performance figures are inclusive of net reinvested income. Source: FE. This document is designed only for professional investors and experienced advisers. The value of investments and the income gained may fluctuate. Investors may not get back the full amount invested. Past performance is not a guide to the future.