

JPM Multi Manager Growth C Acc

Fund Information

Sector
IA Global

Manager's Name
Katy Thorneycroft
David Chan
Simin Li

Date Manager Appointed
Aug 2006

Launch Date
Oct 2012

Fund Size (£m)
£423.97

Yield* (See page2)
1.12 %

XD Dates
Feb 01

Last Distribution
01/02/21 (XD Date)
30/04/21 (Pay Date)
3.24(Distribution)

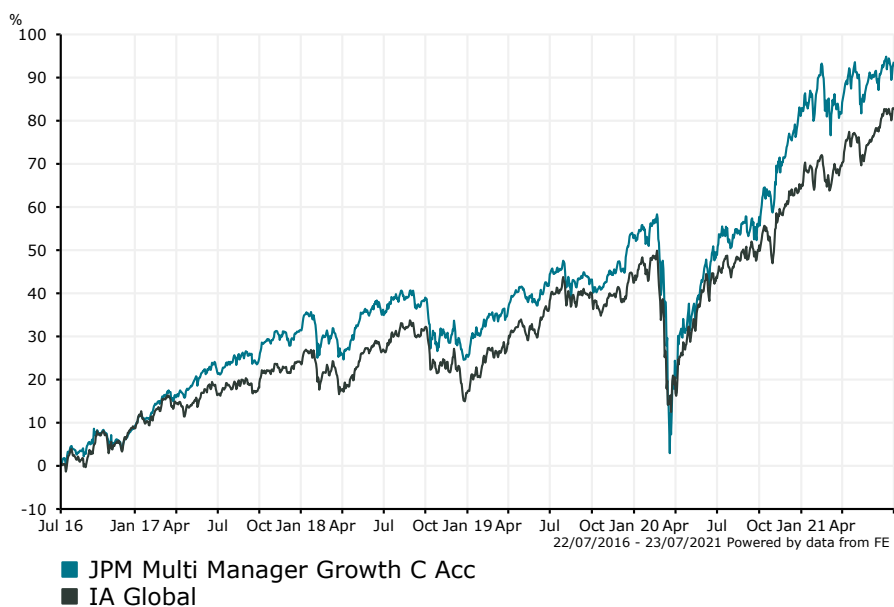
OCF
0.77 %

Fund Aim

The Fund aims to provide capital growth over the long-term (5-10 years) by investing at least 80% of the Fund's assets in investment trusts worldwide in any economic sector.

Sector: IA Global

Performance



Discrete Performance - 12 months to 31/12/20

	2020	2019	2018	2017	2016
Fund	18.54	21.46	-4.32	20.59	14.13
Stock Sector Average	15.27	21.92	-5.72	14.02	23.33

Cumulative Performance to 30/06/21

	1 Yr	2 Yrs	3 Yrs	4 Yrs	5 Yrs
Fund	28.69	35.02	41.25	57.98	104.69
Stock Sector Average	25.92	32.67	42.61	55.61	92.50

Performance Analysis - Annualised 3 years

	Growth Rate %	Volatility	Alpha	Beta	Sharpe
Fund	12.20	14.62	0.26	0.96	0.60
Stock Sector Average	12.56	14.34	0.00	1.00	0.63

Morningstar Analyst Rating

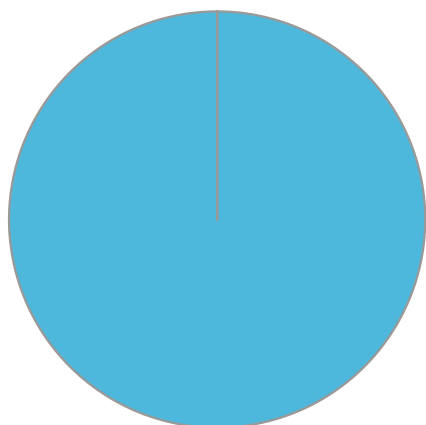
N/A

FE Crown Rating

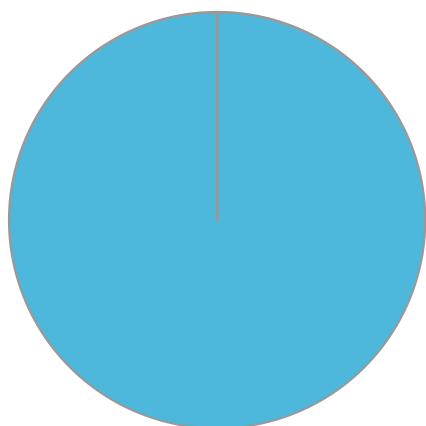


JPM Multi Manager Growth C Acc

Fund Composition



	(%)
International Equities	100.00



	(%)
International	100.00

Largest Holdings

Holdings	(%)
SCOTTISH MORTGAGE INVESTMENT TST	8.80
IMPAX ENVIRONMENTAL MARKETS PLC	4.20
BAILLIE GIFFORD MONKS INVESTMENT TRUST PLC ORD 5P	4.10
FINSBURY GROWTH & INCOME TRUST PLC ORD 25P	4.00
HARBOURVEST GBL PRIVATE EQUITY LTD	3.40

Holdings	(%)
TEMPLE BAR INVESTMENT TRUST PLC	3.30
FRANKLIN TEMPLETON EMERGING MARKETS INVESTMENT TRUST PLC ORD 25P	3.10
JPM EMERGING MARKETS INVESTMENT TRUST	2.60
3I INFRASTRUCTURE PLC	2.60
PERSHING SQUARE HLDGS LTD	2.50

* Data supplied by fund managers regarding fixed interests funds may not specify yield type. As the provision of redemption yield is an FCA regulatory requirement Novia assumes these are used.

Important Information

Performance details and yields are as at 30/06/2021. Performance figures are inclusive of net reinvested income. Source: FE. This document is designed only for professional investors and experienced advisers. The value of investments and the income gained may fluctuate. Investors may not get back the full amount invested. Past performance is not a guide to the future.