

## JPM Multi Manager Growth C Inc

### Fund Information

**Sector**  
IA Global

**Manager's Name**  
Katy Thorneycroft  
David Chan  
Simin Li

**Date Manager Appointed**  
Aug 2006

**Launch Date**  
Oct 2012

**Fund Size (£m)**  
£419.36

**Yield\*** (See page2)  
1.19 %

**XD Dates**  
Feb 01

**Last Distribution**  
01/02/21 (XD Date)  
30/04/21 (Pay Date)  
3.09(Distribution)

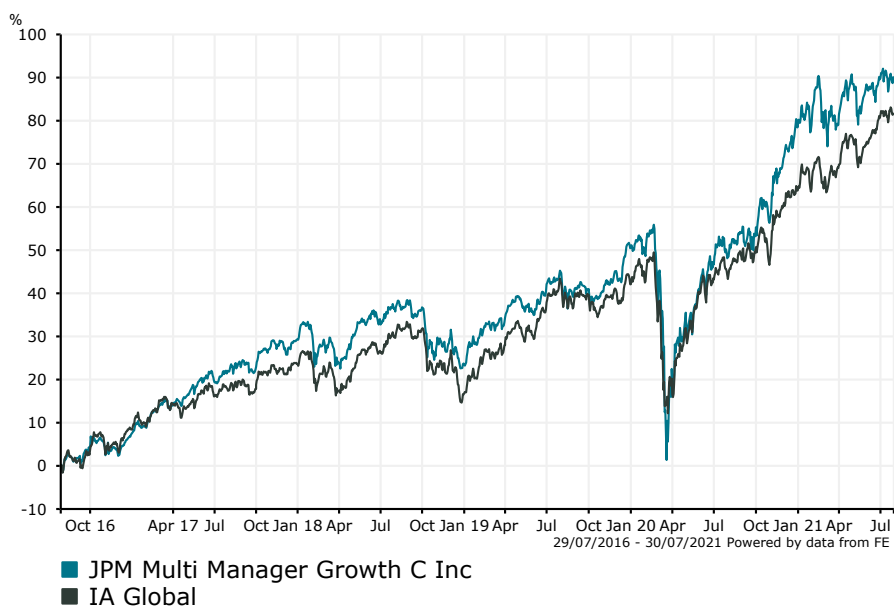
**OCF**  
0.71 %

### Fund Aim

The Fund aims to provide capital growth over the long-term (5-10 years) by investing at least 80% of the Fund's assets in investment trusts worldwide in any economic sector.

**Sector:** IA Global

### Performance



#### Discrete Performance - 12 months to 31/12/20

	2020	2019	2018	2017	2016
Fund	18.62	21.58	-4.31	20.57	14.20
Stock Sector Average	15.27	21.92	-5.72	14.02	23.33

#### Cumulative Performance to 30/06/21

	1 Yr	2 Yrs	3 Yrs	4 Yrs	5 Yrs
Fund	28.75	35.15	41.46	58.32	105.16
Stock Sector Average	25.92	32.67	42.61	55.61	92.50

#### Performance Analysis - Annualised 3 years

	Growth Rate %	Volatility	Alpha	Beta	Sharpe
Fund	12.26	14.63	0.30	0.96	0.60
Stock Sector Average	12.56	14.34	0.00	1.00	0.63

**Morningstar Analyst Rating**

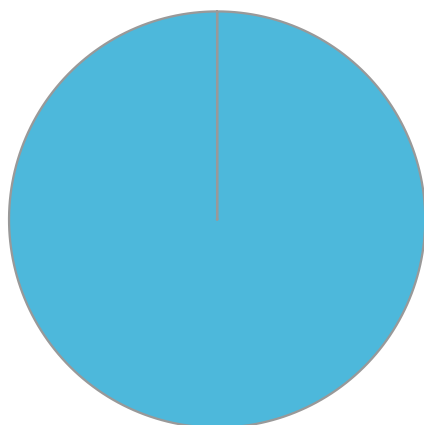
N/A

**FE Crown Rating**

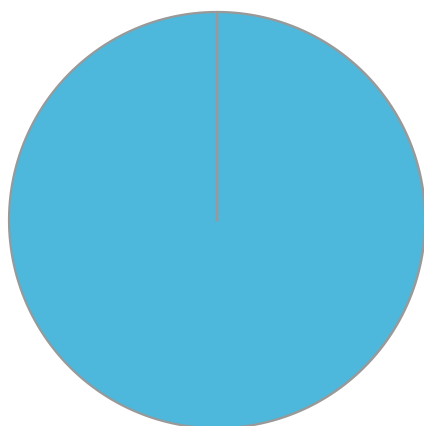


**JPM Multi Manager Growth C Inc**

**Fund Composition**



	(%)
International Equities	100.00



	(%)
International	100.00

**Largest Holdings**

Holdings	(%)
SCOTTISH MORTGAGE INVESTMENT TST	9.70
IMPAX ENVIRONMENTAL MARKETS PLC	4.30
FINSBURY GROWTH & INCOME TRUST PLC ORD 25P	4.00
HARBOURVEST GBL PRIVATE EQUITY LTD	3.60
TEMPLE BAR INVESTMENT TRUST PLC	3.00

Holdings	(%)
TEMPLETON EMERG MKTS INV TRUST PLC	3.00
BAILLIE GIFFORD MONKS INVESTMENT TRUST PLC ORD 5P	2.90
JPM EMERGING MARKETS INVESTMENT TRUST	2.60
PERSHING SQUARE HLDGS LTD	2.50
3I INFRASTRUCTURE PLC	2.40

\* Data supplied by fund managers regarding fixed interests funds may not specify yield type. As the provision of redemption yield is an FCA regulatory requirement Novia assumes these are used.

**Important Information**

Performance details and yields are as at 30/06/2021. Performance figures are inclusive of net reinvested income. Source: FE. This document is designed only for professional investors and experienced advisers. The value of investments and the income gained may fluctuate. Investors may not get back the full amount invested. Past performance is not a guide to the future.