

JPM Gbl Macro Opps C Inc

Fund Information

Sector
Macro

Manager's Name
Shrenick Shah
Benoit Lanctot
Josh Berelowitz
Virginia Heriz

Date Manager Appointed
Feb 2013

Launch Date
Feb 2013

Fund Size (£m)
£2005.60

Yield* (See page2)
0.00 %

XD Dates
Feb 01

Last Distribution
01/02/21 (XD Date)
30/04/21 (Pay Date)
0.00(Distribution)

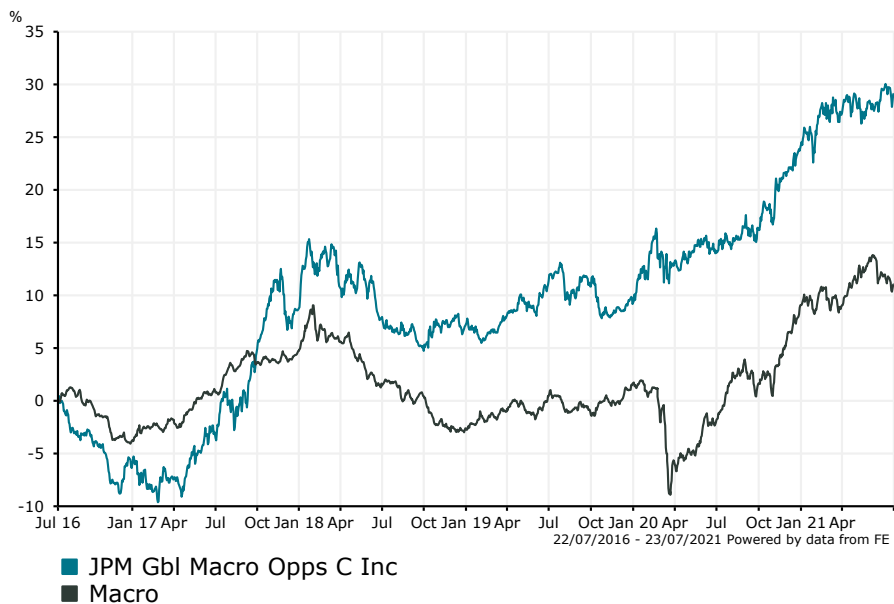
OCF
0.67 %

Fund Aim

: The Fund aims to provide positive investment returns, before fees, over a rolling 3 year period in all market conditions by investing in securities globally, using derivatives where appropriate. A positive return is not guaranteed over this or any time period and a capital loss may occur.

Sector: Macro

Performance



Discrete Performance - 12 months to 31/12/20					
	2020	2019	2018	2017	2016
Fund	13.60	1.91	-1.40	16.05	-3.11
Stock Sector Average	7.32	4.36	-7.04	8.93	-5.18

Cumulative Performance to 30/06/21					
	1 Yr	2 Yrs	3 Yrs	4 Yrs	5 Yrs
Fund	13.55	16.63	19.99	33.67	30.11
Stock Sector Average	14.16	11.29	9.98	10.73	11.71

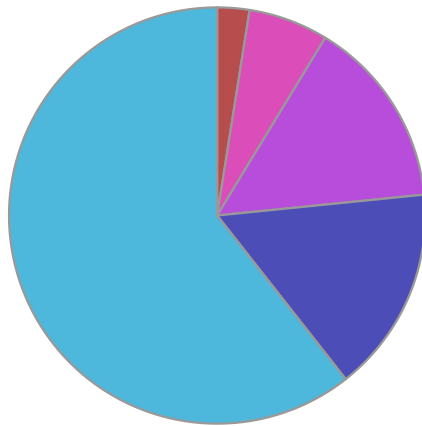
Performance Analysis - Annualised 3 years					
	Growth Rate %	Volatility	Alpha	Beta	Sharpe
Fund	6.26	4.57	5.71	0.18	0.60
Stock Sector Average	3.22	6.52	0.00	1.00	0.00

Morningstar Analyst Rating
Neutral

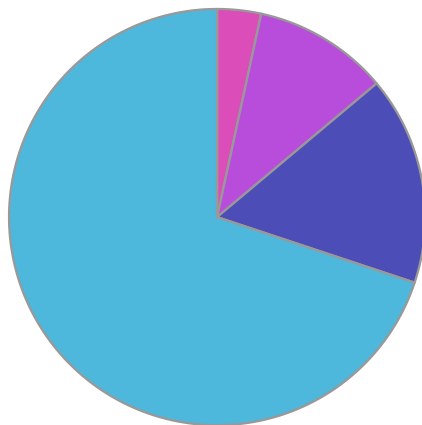
FE Crown Rating
★★★★★

JPM Gbl Macro Opps C Inc

Fund Composition



	(%)
North America	60.60
Asia Pacific ex Japan	16.00
Europe ex UK	14.70
Global Emerging Markets	6.20
UK	2.50



	(%)
International Equities	69.90
Alternative Investment Strategies	16.20
Global Fixed Interest	10.50
Money Market	3.40

* Data supplied by fund managers regarding fixed interests funds may not specify yield type. As the provision of redemption yield is an FCA regulatory requirement Novia assumes these are used.

Important Information

Performance details and yields are as at 30/06/2021. Performance figures are inclusive of net reinvested income. Source: FE. This document is designed only for professional investors and experienced advisers. The value of investments and the income gained may fluctuate. Investors may not get back the full amount invested. Past performance is not a guide to the future.