

## ASI Sterling Money Mkt I A

### Fund Information

**Sector**

IA Standard Money Market

**Manager's Name**

Craig Dixon

**Date Manager Appointed**

Jun 2019

**Launch Date**

Sep 2007

**Fund Size(£m)**

£415.53

**Yield\*** (See page2)

0.00 %

**XD Dates**

Feb 01, Nov 02, Aug 03, May 01

**Last Distribution**

01/02/21 (XD Date)

30/04/21 (Pay Date)

0.00(Distribution)

**OCF**

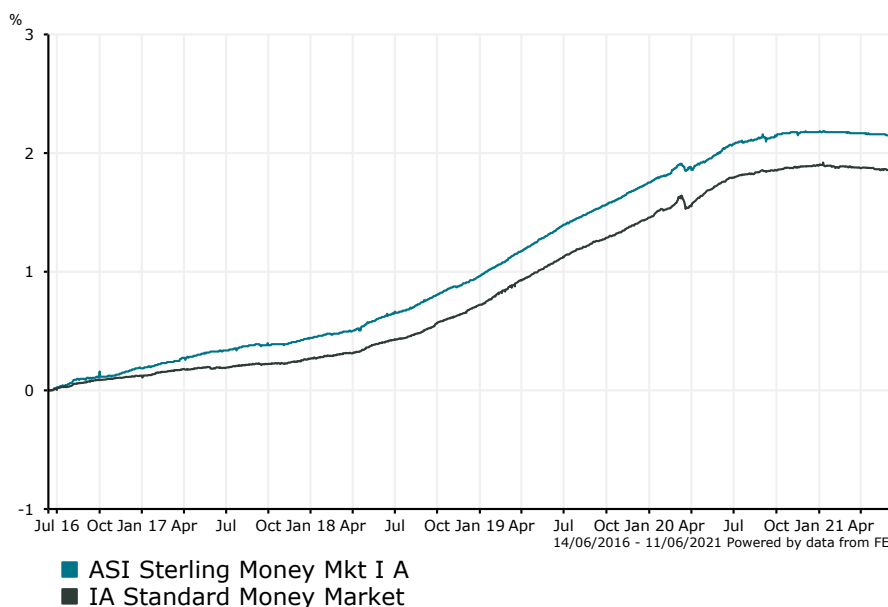
0.15 %

### Fund Aim

The fund aims to generate income and preserve some capital over the short term (2 years or less) by investing in cash deposits and money market instruments. Performance Target: The fund targets a return equivalent to 1 Week GBP LIBID. The Performance Target is the level of performance that the management team hopes to achieve for the fund. There is however no certainty or promise that they will achieve the Performance Target. 1 Week GBP LIBID has been chosen as a proxy for the return from cash deposits.

**Sector:** IA Standard Money Market

### Performance


**Morningstar Analyst Rating**

N/A

**FE Crown Rating**

**Discrete Performance - 12 months to 31/12/20**

	2020	2019	2018	2017	2016
Fund	0.42	0.78	0.52	0.26	0.35
Stock Sector Average	0.43	0.73	0.45	0.14	0.23

**Cumulative Performance to 31/05/21**

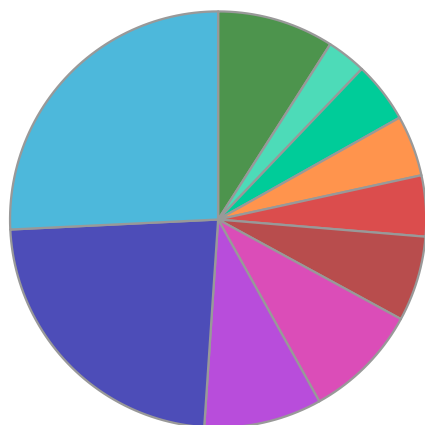
	1 Yr	2 Yrs	3 Yrs	4 Yrs	5 Yrs
Fund	0.15	0.82	1.53	1.82	2.18
Stock Sector Average	0.11	0.79	1.45	1.67	1.87

**Performance Analysis - Annualised 3 years**

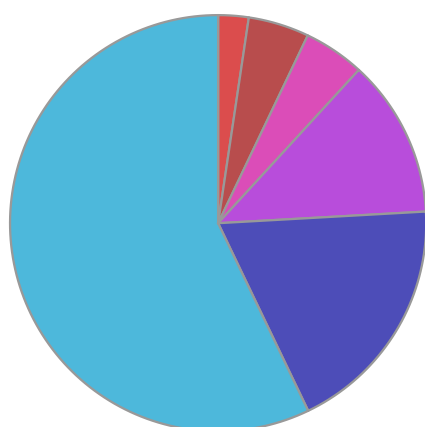
	Growth Rate %	Volatility	Alpha	Beta	Sharpe
Fund	0.51	0.10	0.11	0.83	0.00
Stock Sector Average	0.48	0.11	0.00	1.00	0.00

**ASI Sterling Money Mkt I A**

**Fund Composition**



	(%)
UK	25.77
Japan	23.17
USA	9.15
France	8.98
Switzerland	6.62
United Arab Emirates	4.73
Luxembourg	4.73
Netherlands	4.73
Germany	3.07
Others	9.06



	(%)
Financials	57.13
Others	18.77
Government Bonds	12.29
Industrials	4.73
Mutual Funds	4.73
Mortgage & Secured Bonds	2.36

**Largest Holdings**

Holdings	(%)
TRANSPORT FOR LONDON 0% CP 08/04/21-06/05/21	4.90
NORDEA BANK 0% CP 04/11/20-04/05/21	4.40
SUMITOMO MITSUI BANKING CORP/BRUSSEL 0% CD 18/03/21-18/06/21	3.30
HANDELSBANKEN 0% CD 15/02/21-17/05/21	3.30
LANDESKREDITBANK BADEN-WUERTTEMBERG 0% CP 06/04/21-07/06/21	2.90

Holdings	(%)
MIZUHO BANK/LONDON 0.09% CD 19/04/21-19/07/21	2.90
BANK OF AMERICA CORP 6.125% SNR NTS 15/09/21 GBP50000	2.30
FIRST ABU DHABI BANK PJSC/UNITED 0.11% CD 06/04/21-06/08/21	2.20
JP MORGAN CHASE BANK NA FRN 10/05/21 EMTN GBP	2.20
SUMITOMO MITSUI TST BANK 0.09% CD 15/03/21-15/07/21	2.20

\* Data supplied by fund managers regarding fixed interests funds may not specify yield type. As the provision of redemption yield is an FCA regulatory requirement Novia assumes these are used.

**Important Information**

Performance details and yields are as at 31/05/2021. Performance figures are inclusive of net reinvested income. Source: FE. This document is designed only for professional investors and experienced advisers. The value of investments and the income gained may fluctuate. Investors may not get back the full amount invested. Past performance is not a guide to the future.