

Man GLG Jap CrAlpEq I £

Fund Information

Sector

Equity - Japan

Manager's Name

Jeff Atherton

Date Manager Appointed

Mar 2011

Launch Date

May 2011

Fund Size(£m)

£179128.94

Yield* (See page2)

0.00 %

XD Dates

N/A

Last Distribution

N/A (XD Date)

N/A (Pay Date)

N/A(Distribution)

OCF

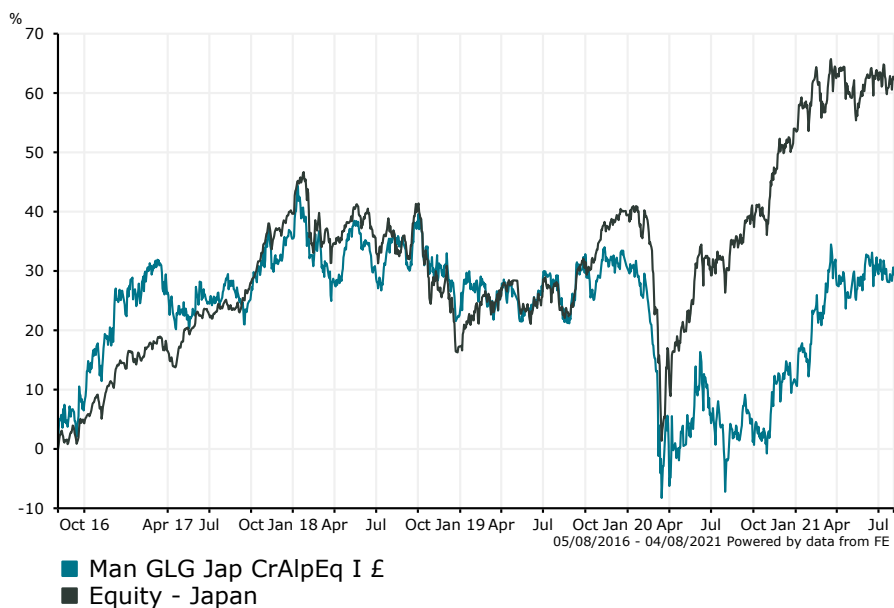
0.96 %

Fund Aim

Man GLG Japan CoreAlpha Equity seeks long term gains by investing primarily in listed or traded shares (or related instruments) of issuers in Japan, or which derive a substantial part of their revenue from Japan.

Sector: Equity - Japan

Performance



Morningstar Analyst Rating

N/A

FE Crown Rating

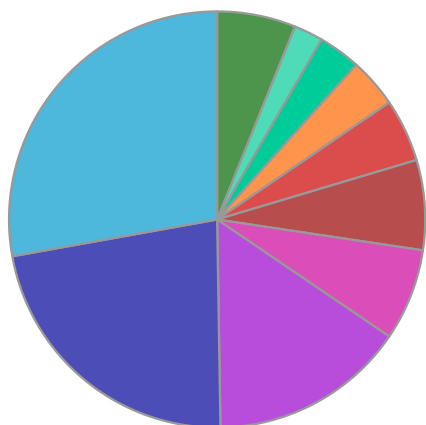
👑👑👑👑👑

Discrete Performance - 12 months to 31/12/20					
	2020	2019	2018	2017	2016
Fund	-14.61	6.79	-9.50	10.38	29.90
Stock Sector Average	10.51	18.84	-16.03	22.97	4.48

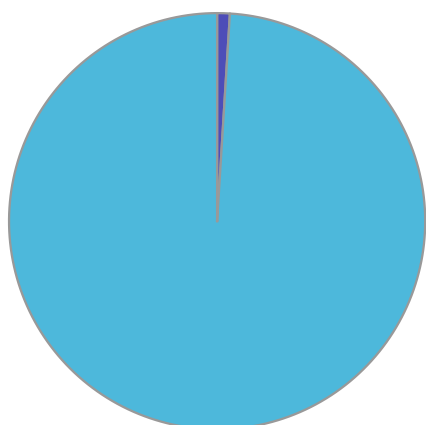
Cumulative Performance to 31/07/21					
	1 Yr	2 Yrs	3 Yrs	4 Yrs	5 Yrs
Fund	38.32	1.25	-3.58	2.24	30.12
Stock Sector Average	27.09	25.91	17.50	29.81	57.55

Performance Analysis - Annualised 3 years					
	Growth Rate %	Volatility	Alpha	Beta	Sharpe
Fund	-1.21	17.97	-5.60	0.92	-0.01
Stock Sector Average	5.52	15.89	0.00	1.00	0.13

Fund Composition



	(%)
Financials	27.83
Consumer Discretionary	22.43
Industrials	15.25
Materials	7.13
Real Estate	6.98
Information Technology	4.89
Energy	3.84
Health Care	3.28
Consumer Staples	2.27
Others	6.11



	(%)
Japan	99.02
Money Market	0.98

Largest Holdings

Holdings	(%)
TOYOTA MOTOR CORP	6.12
HONDA MOTOR CO	5.30
MITSUBISHI UFJ FINANCIAL GROUP	4.82
SUMITOMO MITSUI FINANCIAL GROUP INC	3.92
CANON INC	3.90

Holdings	(%)
MITSUBISHI ESTATE CO	3.75
TAKEDA PHARMACEUTICAL CO	3.28
MITSUI FUDOSAN	3.23
NISSAN MOTOR CO	2.76
RESONA HLDGS INC	2.67

* Data supplied by fund managers regarding fixed interests funds may not specify yield type. As the provision of redemption yield is an FCA regulatory requirement Novia assumes these are used.

Important Information

Performance details and yields are as at 31/07/2021. Performance figures are inclusive of net reinvested income. Source: FE. This document is designed only for professional investors and experienced advisers. The value of investments and the income gained may fluctuate. Investors may not get back the full amount invested. Past performance is not a guide to the future.