

iShares MSCI EMLAUETFInc £

**Fund Information**

**Sector**

Equity - Latin America

**Manager's Name**

BlackRock Asset Management Ireland Ltd

**Date Manager Appointed**

Dec 2009

**Launch Date**

Oct 2007

**Fund Size(£m)**

£441.36

**Yield\*** (See page2)

0.00 %

**XD Dates**

May 13, Nov 12

**Last Distribution**

13/05/21 (XD Date)

26/05/21 (Pay Date)

0.12(Distribution)

**OCF**

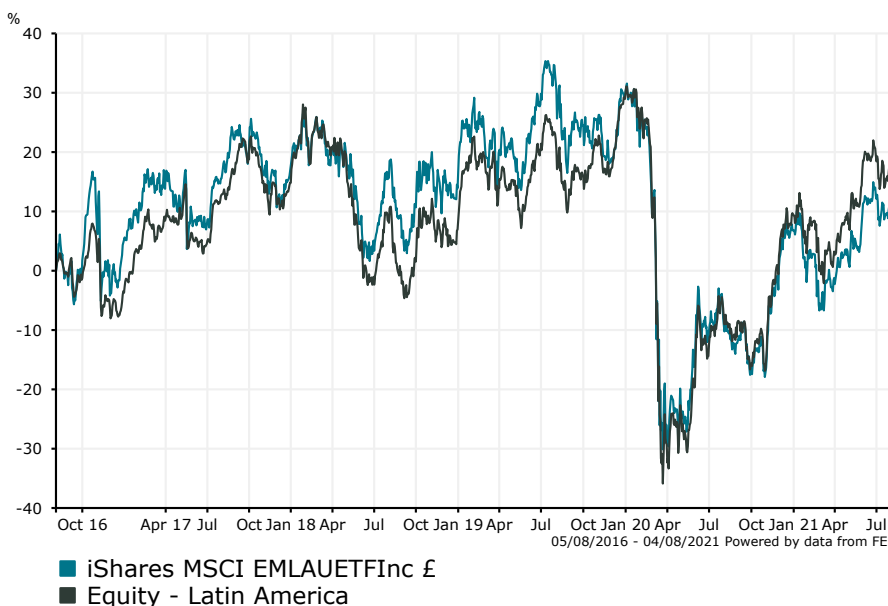
0.74 %

**Fund Aim**

The Share Class is a share class of a Fund which aims to achieve a return on your investment, through a combination of capital growth and income on the Fund's assets, which reflects the return of the MSCI EM Latin America 10/40 Index, the Fund's benchmark index. The Share Class, via the Fund, aims to invest so far as possible and practicable in the equity securities (e.g. shares) that make up the benchmark index. The benchmark index measures the performance of listed large and mid capitalisation companies in emerging Latin American markets subject to MSCI's size, liquidity and free-float criteria. Market capitalisation is the share price of a company multiplied by the number of shares issued. The benchmark index will be weighted and rebalanced in accordance with MSCI's 10/40 Index Methodology. The Fund uses optimising techniques to achieve a similar return to its benchmark index.

**Sector:** Equity - Latin America

**Performance**



**Morningstar Analyst Rating**  
N/A

**FE Crown Rating**

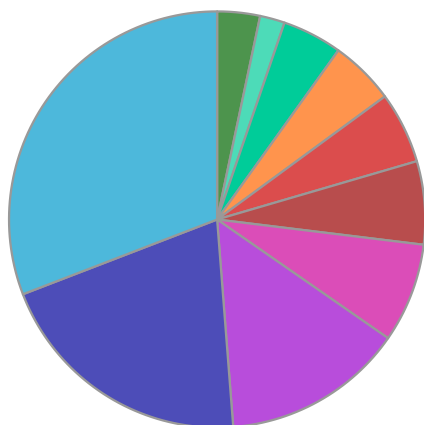
Discrete Performance - 12 months to 31/12/20					
	2020	2019	2018	2017	2016
Fund	-17.22	13.29	-1.83	11.21	59.23
Stock Sector Average	-15.17	20.55	-6.84	18.93	25.25

Cumulative Performance to 31/07/21					
	1 Yr	2 Yrs	3 Yrs	4 Yrs	5 Yrs
Fund	16.68	-19.27	-6.96	-6.36	10.60
Stock Sector Average	22.09	-7.07	5.41	2.27	16.66

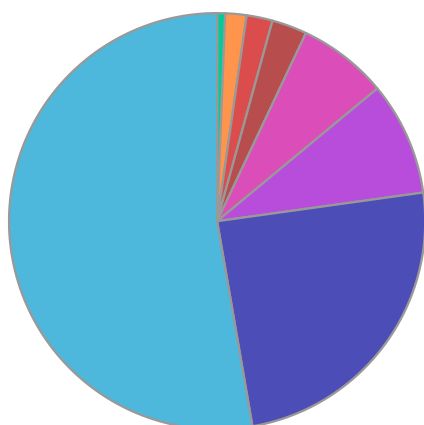
Performance Analysis - Annualised 3 years					
	Growth Rate %	Volatility	Alpha	Beta	Sharpe
Fund	-2.37	29.13	-4.21	0.90	-0.02
Stock Sector Average	1.77	31.48	0.00	1.00	-0.01

iShares MSCI EMLAUETFInc £

**Fund Composition**



	(%)
Financials	30.85
Materials	20.39
Consumer Staples	14.11
Energy	7.72
Communications	6.46
Industrials	5.55
Consumer Discretionary	5.03
Utilities	4.65
Health Care	1.93
Others	3.32



	(%)
Brazil	52.72
Mexico	24.49
Germany	8.81
Chile	6.97
Peru	2.73
Colombia	2.02
Argentina	1.65
Money Market	0.62

**Largest Holdings**

Holdings	(%)
BLACKROCK ASSET MNGT DEUTSCHELAND ISHARES MSCI BRAZIL UCITS ETF	8.81
VALE SA	7.76
AMERICA MOVIL SAB DE CV	4.10
ITAU UNIBANCO HLDG SA	3.62
BANCO BRADESCO SA	3.16

Holdings	(%)
PETROLEO BRASILEIRO SA PETROBRAS	3.04
WAL-MART DE MEXICO SAB DE CV	2.93
B3 SA - BRASIL, BOLSA, BALCAO	2.88
FOMENTO ECONOMICO MEXCANO SAB DE CV	2.57
GRUPO FINANCIERO BANORTE SAB DE CV	2.52

\* Data supplied by fund managers regarding fixed interests funds may not specify yield type. As the provision of redemption yield is an FCA regulatory requirement Novia assumes these are used.

**Important Information**

Performance details and yields are as at 31/07/2021. Performance figures are inclusive of net reinvested income. Source: FE. This document is designed only for professional investors and experienced advisers. The value of investments and the income gained may fluctuate. Investors may not get back the full amount invested. Past performance is not a guide to the future.