

iShares Gbl Infrst UETF £

Fund Information

Sector

Equity - Other Specialist

Manager's Name

BlackRock Asset Management Ireland Ltd

Date Manager Appointed

Dec 2009

Launch Date

Oct 2006

Fund Size(£m)

£1381.26

Yield* (See page2)

0.00 %

XD Dates

May 13, Feb 11, Nov 12, Aug 13

Last Distribution

13/05/21 (XD Date)

26/05/21 (Pay Date)

0.11(Distribution)

OCF

0.65 %

Morningstar Analyst Rating

Bronze

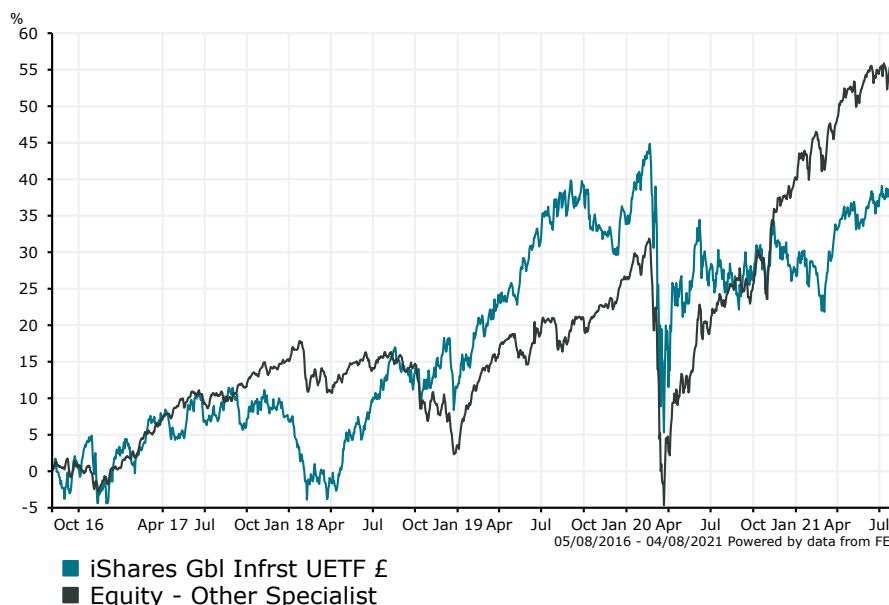
FE Crown Rating

Fund Aim

The Share Class is a share class of a Fund which aims to achieve a return on your investment, through a combination of capital growth and income on the Fund's assets, which reflects the return of the FTSE Global Core Infrastructure Index, the Fund's benchmark index. The Share Class, via the Fund, aims to invest so far as possible and practicable in the equity securities (e.g. shares) that make up the Index. The benchmark index measures the performance of companies that meet the index provider's eligibility requirements within three core infrastructure sectors: transportation, energy and telecommunications. For companies to be included in the benchmark index, at least 65% of their revenues must be attributable to infrastructure-related activities as determined by the index provider. The benchmark index is market capitalisation-weighted and rebalances on a semi-annual basis. In addition to the semi-annual reviews, there will be two additional quarterly reviews which will consider changes to the shares in issue and free float of current constituents, as well as changes to the underlying index universe. Market capitalisation is the share price of a company multiplied by the number of shares issued.

Sector: Equity - Other Specialist

Performance



Discrete Performance - 12 months to 31/12/20

	2020	2019	2018	2017	2016
Fund	-4.59	20.13	4.07	4.81	31.88
Stock Sector Average	11.09	21.92	-10.00	14.58	3.69

Cumulative Performance to 31/07/21

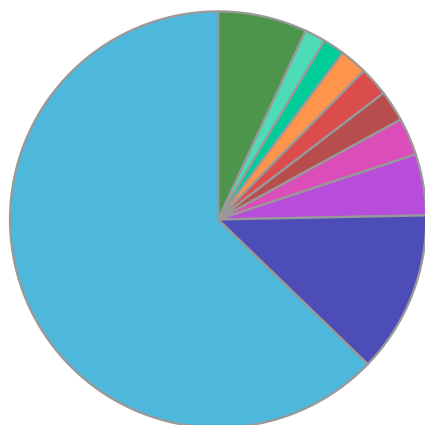
	1 Yr	2 Yrs	3 Yrs	4 Yrs	5 Yrs
Fund	10.26	0.78	21.27	28.46	36.69
Stock Sector Average	26.70	29.10	34.01	40.65	54.83

Performance Analysis - Annualised 3 years

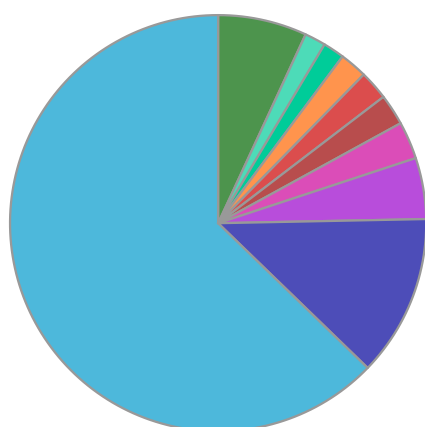
	Growth Rate %	Volatility	Alpha	Beta	Sharpe
Fund	6.64	12.75	0.55	0.62	0.25
Stock Sector Average	10.25	13.99	0.00	1.00	0.48

iShares Gbl Infrst UETF £

Fund Composition



	(%)
US Equities	62.78
Canadian Equities	12.56
Japanese Equities	4.75
UK Equities	2.91
Australian Equities	2.41
Spanish Equities	2.28
Hong Kong Equities	2.13
Chinese Equities	1.66
Italian Equities	1.64
Others	6.91



	(%)
USA	62.78
Canada	12.56
Japan	4.75
UK	2.91
Australia	2.41
Spain	2.28
Hong Kong	2.13
China	1.66
Italy	1.64
Others	6.91

Largest Holdings

Holdings	(%)
NEXTERA ENERGY INC	6.02
UNION PACIFIC CORP	5.90
AMERICAN TOWER CORP	4.46
CROWN CASTLE INTERNATIONAL CORP	3.11
ENBRIDGE INC	3.09

Holdings	(%)
CSX CORP	3.05
CANADIAN NATIONAL RAILWAY CO	3.04
DUKE ENERGY CORP	2.93
NORFOLK SOUTHERN CORP	2.79
SOUTHERN CO	2.77

* Data supplied by fund managers regarding fixed interests funds may not specify yield type. As the provision of redemption yield is an FCA regulatory requirement Novia assumes these are used.

Important Information

Performance details and yields are as at 31/07/2021. Performance figures are inclusive of net reinvested income. Source: FE. This document is designed only for professional investors and experienced advisers. The value of investments and the income gained may fluctuate. Investors may not get back the full amount invested. Past performance is not a guide to the future.