

iShares MSCI BrazilUETFInc £
Fund Information
Sector

Equity - Latin America

Manager's Name

BlackRock Asset Management Ireland Ltd

Date Manager Appointed

Dec 2009

Launch Date

Nov 2005

Fund Size(£m)

£262.66

Yield* (See page2)

0.00 %

XD Dates

Jun 17, Mar 11, Dec 10, Sep 17

Last Distribution

17/06/21 (XD Date)

30/06/21 (Pay Date)

0.30(Distribution)

OCF

0.74 %

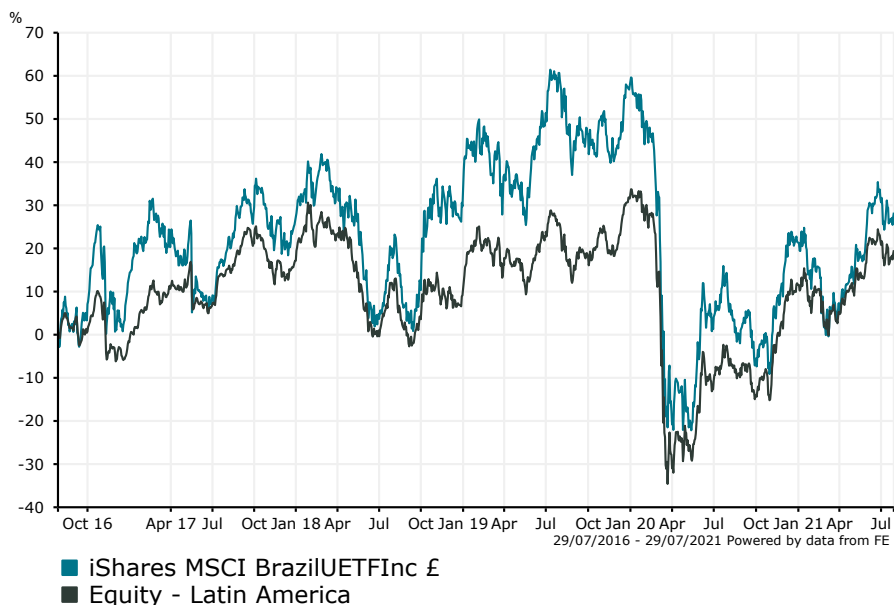
Morningstar Analyst Rating

N/A

FE Crown Rating
Fund Aim

The Fund aims to achieve a return on your investment, through a combination of capital growth and income on the Fund's assets, which reflects the return of the MSCI Brazil Index, the Fund's benchmark index. The Fund aims to invest so far as possible and practicable in the equity securities (e.g. shares) that make up the Fund's benchmark index. The benchmark index measures the performance of large and mid capitalisation companies in Brazil. Companies are included in the benchmark index based on a free float market capitalisation weighted basis and MSCI's size and liquidity criteria. Securities that are liquid means that they can be easily bought or sold in the market in normal market conditions. The Fund may also engage in short-term secured lending of its investments to certain eligible third parties to generate additional income to off-set the costs of the Fund. The investment manager may use financial derivative instruments (FDIs) (i.e. investments the prices of which are based on one or more underlying assets) to help achieve the Fund's investment objective.

Sector: Equity - Latin America

Performance

Discrete Performance - 12 months to 31/12/20

	2020	2019	2018	2017	2016
Fund	-22.50	20.87	3.36	12.10	102.28
Stock Sector Average	-15.17	20.55	-6.84	18.93	25.25

Cumulative Performance to 30/06/21

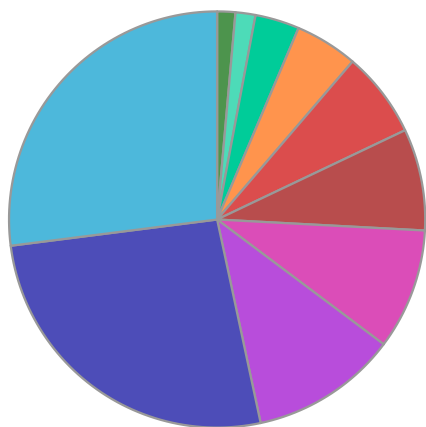
	1 Yr	2 Yrs	3 Yrs	4 Yrs	5 Yrs
Fund	29.89	-11.89	25.60	22.02	45.54
Stock Sector Average	39.51	-0.85	20.69	14.30	27.69

Performance Analysis - Annualised 3 years

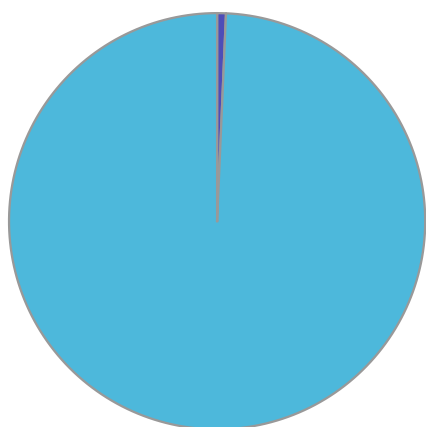
	Growth Rate %	Volatility	Alpha	Beta	Sharpe
Fund	7.89	36.51	1.91	1.09	0.12
Stock Sector Average	6.47	31.77	0.00	1.00	0.09

iShares MSCI BrazilUETFInc £

Fund Composition



	(%)
Materials	27.01
Financials	26.34
Energy	11.41
Consumer Staples	9.39
Consumer Discretionary	7.90
Industrials	6.66
Utilities	4.88
Health Care	3.44
Communications	1.55
Others	1.41



	(%)
Brazilian Equities	99.31
Money Market	0.68

Largest Holdings

Holdings	(%)
VALE SA	19.42
ITAU UNIBANCO HLDG SA	6.42
BANCO BRADESCO SA	5.60
PETROLEO BRASILEIRO SA PETROBRAS	5.41
B3 SA - BRASIL, BOLSA, BALCAO	5.11

Holdings	(%)
PETROLEO BRASILEIRO SA PETROBRAS	4.14
AMBEV SA	3.40
WEG SA	2.83
MAGAZINE LUIZA SA	2.82
SUZANO SA	2.48

* Data supplied by fund managers regarding fixed interests funds may not specify yield type. As the provision of redemption yield is an FCA regulatory requirement Novia assumes these are used.

Important Information

Performance details and yields are as at 30/06/2021. Performance figures are inclusive of net reinvested income. Source: FE. This document is designed only for professional investors and experienced advisers. The value of investments and the income gained may fluctuate. Investors may not get back the full amount invested. Past performance is not a guide to the future.