

iShares Global Water UETF £

Fund Information

Sector

Commodity & Energy

Manager's Name

BlackRock Asset Management Ireland Ltd

Date Manager Appointed

Dec 2009

Launch Date

Mar 2007

Fund Size(£m)

£2365.71

Yield* (See page2)

0.00 %

XD Dates

May 13, Nov 12

Last Distribution

13/05/21 (XD Date)

26/05/21 (Pay Date)

0.13(Distribution)

OCF

0.65 %

Morningstar Analyst Rating

Silver

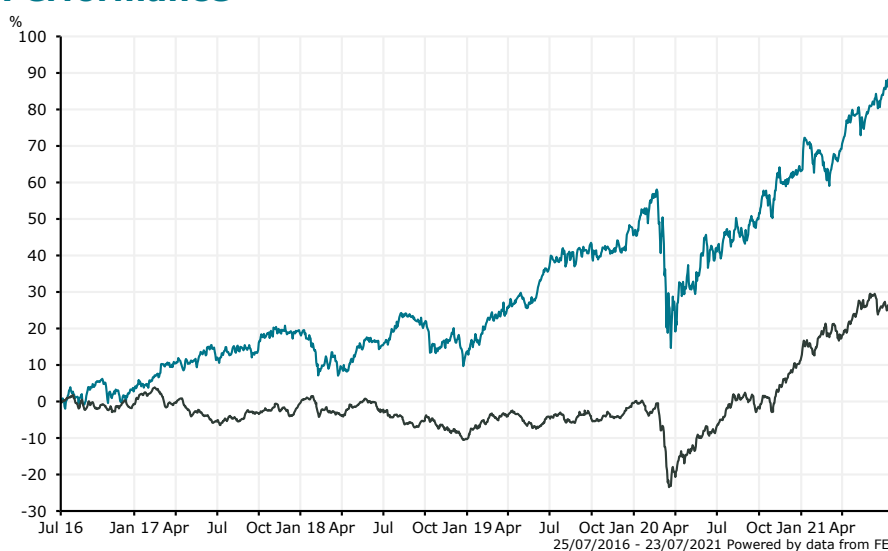
FE Crown Rating

Fund Aim

The Share Class is a share class of a Fund which aims to achieve a return on your investment, through a combination of capital growth and income on the Fund's assets, which reflects the return of the S&P Global Water Index, the Fund's benchmark index. The Share Class, via the Fund, aims to invest so far as possible and practicable in the equity securities (e.g. shares) that make up the benchmark index. The benchmark index measures the performance of 50 of the largest, global publicly traded companies in water-related businesses that meet specific investability requirements. The benchmark index is designed to provide liquid exposure to the leading publicly listed companies in the global water industry, from both developed markets and emerging markets. Liquid means that the equity securities that make up the benchmark index can be easily be bought or sold in the market in normal market conditions. The benchmark index is weighted by market capitalisation.

Sector: Commodity & Energy

Performance



■ iShares Global Water UETF £
■ Commodity & Energy

Discrete Performance - 12 months to 31/12/20

	2020	2019	2018	2017	2016
Fund	12.05	28.16	-4.49	15.72	27.08
Stock Sector Average	11.77	11.01	-9.94	0.26	14.36

Cumulative Performance to 30/06/21

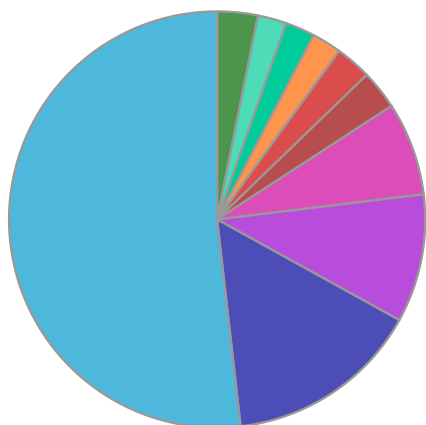
	1 Yr	2 Yrs	3 Yrs	4 Yrs	5 Yrs
Fund	29.47	34.94	59.45	65.11	87.92
Stock Sector Average	35.95	31.81	29.17	33.52	26.90

Performance Analysis - Annualised 3 years

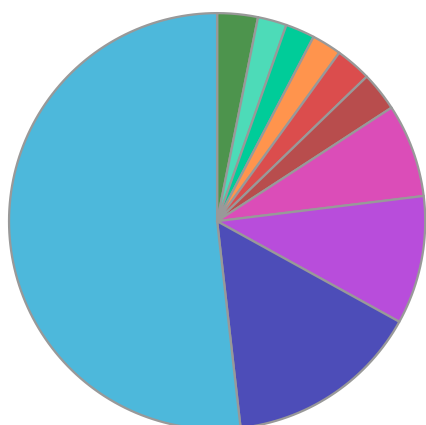
	Growth Rate %	Volatility	Alpha	Beta	Sharpe
Fund	16.83	12.77	11.66	0.57	1.04
Stock Sector Average	8.91	13.86	0.00	1.00	0.39

iShares Global Water UETF £

Fund Composition



	(%)
US Equities	51.79
UK Equities	15.17
French Equities	9.96
Swiss Equities	7.25
Chinese Equities	3.04
Japanese Equities	2.79
Italian Equities	2.31
Dutch Equities	2.27
Canadian Equities	2.25
Others	3.15



	(%)
USA	51.79
UK	15.17
France	9.96
Switzerland	7.25
China	3.04
Japan	2.79
Italy	2.31
Netherlands	2.27
Canada	2.25
Others	3.15

Largest Holdings

Holdings	(%)
AMERICAN WATER WORKS CO INC	9.76
XYLEM INC	8.67
VEOLIA ENVIRONNEMENT	5.74
HALMA	5.02
GEBERIT AG	4.75

Holdings	(%)
PENTAIR PLC	4.66
ESSENTIAL UTILITIES INC	4.55
SUEZ	4.22
UNITED UTILITIES GROUP PLC	3.95
SEVERN TRENT PLC	3.59

* Data supplied by fund managers regarding fixed interests funds may not specify yield type. As the provision of redemption yield is an FCA regulatory requirement Novia assumes these are used.

Important Information

Performance details and yields are as at 30/06/2021. Performance figures are inclusive of net reinvested income. Source: FE. This document is designed only for professional investors and experienced advisers. The value of investments and the income gained may fluctuate. Investors may not get back the full amount invested. Past performance is not a guide to the future.