

iShares US Prp Yld UETF £

Fund Information

Sector

Property - North America

Manager's Name

BlackRock Asset Management Ireland Ltd

Date Manager Appointed

Dec 2009

Launch Date

Nov 2006

Fund Size (£m)

£775.12

Yield* (See page 2)

0.00 %

XD Dates

May 13, Feb 11, Nov 12, Aug 13

Last Distribution

13/05/21 (XD Date)

26/05/21 (Pay Date)

0.16(Distribution)

OCF

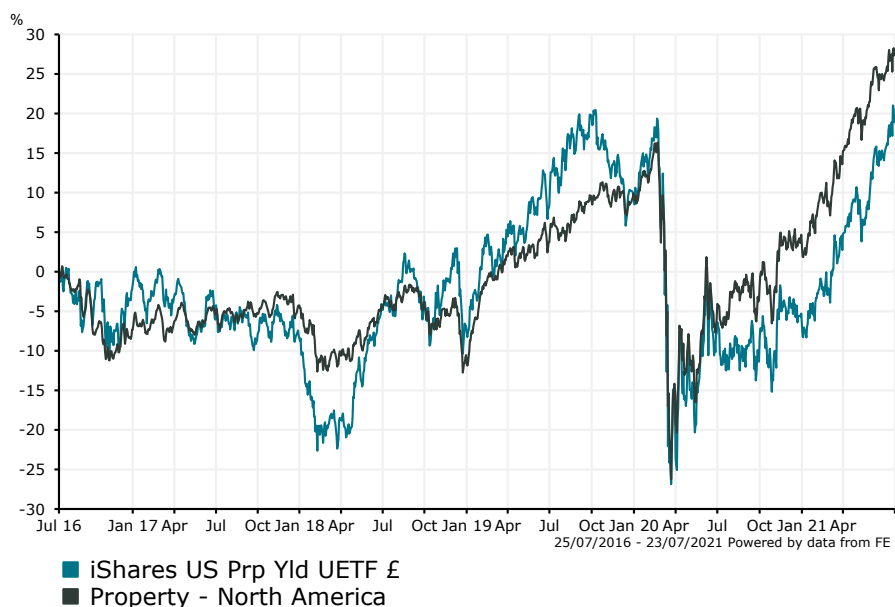
0.40 %

Fund Aim

The Fund seeks to track the performance of an index composed of US listed real estate companies and Real Estate Investment Trusts (REITs), which also comply with dividend yield criteria.

Sector: Property - North America

Performance


Morningstar Analyst Rating

Gold

FE Crown Rating

Discrete Performance - 12 months to 31/12/20

	2020	2019	2018	2017	2016
Fund	-13.78	17.97	1.35	-6.00	27.35
Stock Sector Average	-4.76	22.85	-6.56	3.32	2.54

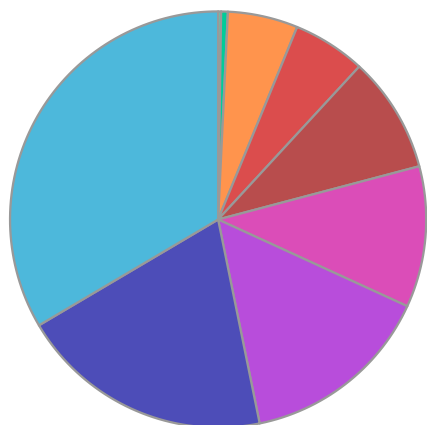
Cumulative Performance to 30/06/21

	1 Yr	2 Yrs	3 Yrs	4 Yrs	5 Yrs
Fund	23.75	5.56	19.80	21.44	20.25
Stock Sector Average	32.09	19.70	29.66	31.33	28.03

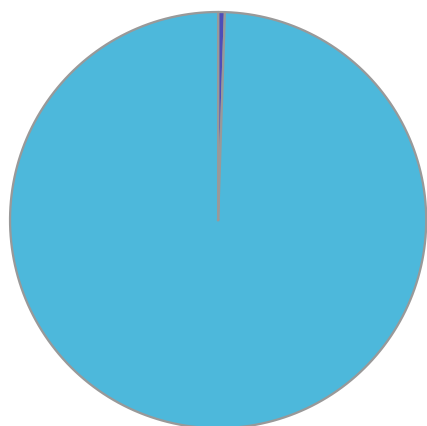
Performance Analysis - Annualised 3 years

	Growth Rate %	Volatility	Alpha	Beta	Sharpe
Fund	6.21	19.11	-2.81	1.07	0.14
Stock Sector Average	9.04	16.34	0.00	1.00	0.34

Fund Composition



	(%)
Others	33.49
Residential - Property	19.71
Retail - Property	14.96
Offices - Property	10.96
Other - Property	9.02
Hotels - Property	5.66
Other - Property	5.45
Money Market	0.52
Real Estate	0.23



	(%)
Property Shares	99.48
Money Market	0.52

Largest Holdings

Holdings	(%)
PROLOGIS INC	9.00
DIGITAL REALTY TRUST INC USD0.01	4.52
PUBLIC STORAGE	4.45
SIMON PROPERTY GROUP INC	4.17
WELLTOWER INC	3.29

Holdings	(%)
EQUITY RESIDENTIAL PROPERTIES TRUST SHS OF BENEFICIAL INTEREST USD0.01	2.86
AVALONBAY COMMUNITIES INC	2.83
REALTY INCOME CORP	2.71
ALEXANDRIA REAL ESTATE EQUITIES INC	2.57
VENTAS INC	2.17

* Data supplied by fund managers regarding fixed interests funds may not specify yield type. As the provision of redemption yield is an FCA regulatory requirement Novia assumes these are used.

Important Information

Performance details and yields are as at 30/06/2021. Performance figures are inclusive of net reinvested income. Source: FE. This document is designed only for professional investors and experienced advisers. The value of investments and the income gained may fluctuate. Investors may not get back the full amount invested. Past performance is not a guide to the future.