

iShares JPM\$EMBdUETF £
Fund Information
Sector

Fixed Int - Emerging Markets

Manager's Name

BlackRock Asset Management Ireland Ltd

Date Manager Appointed

Dec 2009

Launch Date

Feb 2008

Fund Size(£m)

£10777.62

Yield* (See page2)

0.00 %

XD Dates

Jul 15, Jun 17, May 13, Apr 15

Last Distribution

15/07/21 (XD Date)

28/07/21 (Pay Date)

0.26(Distribution)

OCF

0.45 %

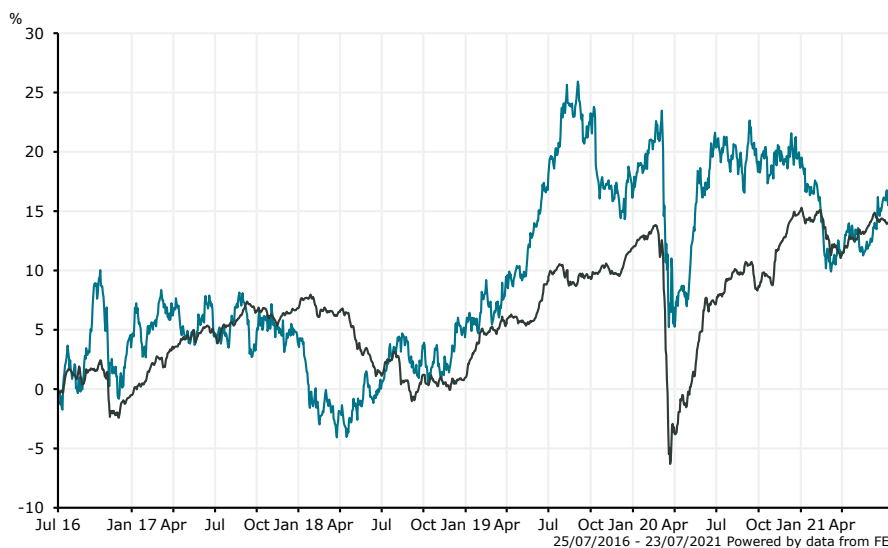
Morningstar Analyst Rating

N/A

FE Crown Rating
Fund Aim

The Share Class is a share class of a Fund which aims to achieve a return on your investment, through a combination of capital growth and income on the Funds' investments, which reflects the return of the J.P. Morgan EMBI Global Core Index, the Fund's benchmark index (Index). The Share Class, via the Fund, aims to invest so far as possible and practicable in fixed income (FI) securities (such as bonds) that make up the Index. The Index measures the performance of actively traded US Dollar denominated FI securities in emerging market countries. The Index offers exposure to US Dollar denominated sovereign and quasi-sovereign entities from emerging markets countries. Quasi-sovereign entities are entities, the securities of which are either 100% owned by their respective governments or subject to a 100% guarantee that does not rise to the level constituting the full faith and credit by such governments. Only FI securities with a minimum remaining time to maturity (i.e. the time until they become due for repayment) of two years and a minimum amount outstanding of USD 1 billion are included in the Index. The FI securities in the Index include investment grade (i.e. meet a specified level of creditworthiness), sub-investment grade securities (i.e. have a relatively low credit rating credit or are unrated but deemed to be of comparable quality with sub-investment grade FI securities) or securities in default. These may include the strategic selection of certain securities that make up the Index or other FI securities which provide similar performance to certain constituent securities. Your shares will be distributing shares (i.e. income will be paid on the shares monthly).

Sector: Fixed Int - Emerging Markets

Performance


■ iShares JPM\$EMBdUETF £
 ■ Fixed Int - Emerging Markets

Discrete Performance - 12 months to 31/12/20

	2020	2019	2018	2017	2016
Fund	2.18	11.26	0.39	0.43	30.75
Stock Sector Average	2.81	10.82	-5.49	7.35	8.85

Cumulative Performance to 30/06/21

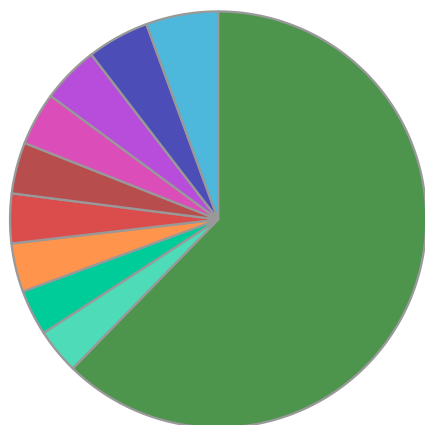
	1 Yr	2 Yrs	3 Yrs	4 Yrs	5 Yrs
Fund	-4.10	-0.72	15.90	11.03	20.01
Stock Sector Average	6.72	4.78	12.82	9.30	15.70

Performance Analysis - Annualised 3 years

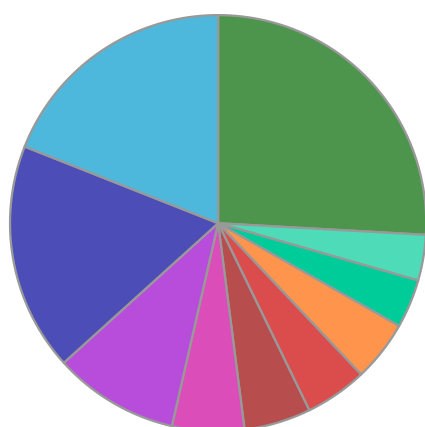
	Growth Rate %	Volatility	Alpha	Beta	Sharpe

iShares **JPM\$EMBUETF** £

Fund Composition



	(%)
Mexico	5.60
Indonesia	4.83
Saudi Arabia	4.45
United Arab Emirates	4.13
Qatar	3.98
Turkey	3.85
Russia	3.78
China	3.55
Philippines	3.52
Others	62.31



	(%)
GCC Fixed Interest	19.00
American Emerging Fixed Interest	17.70
African Fixed Interest	9.73
Mexican Fixed Interest	5.60
Middle East & African Fixed Interest	5.19
Indonesian Fixed Interest	4.83
European Emerging Fixed Interest	4.73
Russian Fixed Interest	3.78
Chinese Fixed Interest	3.55
Others	25.89

Largest Holdings

Holdings	(%)
ECUADOR(REPUBLIC OF) 0.5% BDS 31/07/35 USD1000REG S	0.85
RUSSIA (GOVT OF) 5.2	0.81
URUGUAY 5.1% SNR UNSEC NTS 18/06/50 USD1	0.75
KUWAIT 3.5% NTS 20/03/27 USD200000 REG S	0.74
QATAR(STATE OF) 5.103% BDS 23/04/48 USD200000	0.60

Holdings	(%)
QATAR(STATE OF) 4.817% BDS 14/03/49 USD200000	0.58
PETRONAS CAPITAL 4.55% BDS 21/04/50 USD200000	0.49
COLOMBIA(REPUBLIC OF) 5% BDS 31/12/45 USD200000	0.49
PERU(REPUBLIC OF) 5.625% BDS 18/11/50 USD1000	0.48
URUGUAY 4.975% BDS 20/04/55 USD1	0.48

* Data supplied by fund managers regarding fixed interests funds may not specify yield type. As the provision of redemption yield is an FCA regulatory requirement Novia assumes these are used.

Important Information

Performance details and yields are as at 30/06/2021. Performance figures are inclusive of net reinvested income. Source: FE. This document is designed only for professional investors and experienced advisers. The value of investments and the income gained may fluctuate. Investors may not get back the full amount invested. Past performance is not a guide to the future.