

7IM AAP Moderately Advtur C Inc

Fund Information

Sector

IA Mixed Investment 40-85% Shares

Manager's Name

7IM - Investment Team

Date Manager Appointed

Mar 2008

Launch Date

Mar 2008

Fund Size(£m)

£624.18

Yield* (See page2)

0.70 %

XD Dates

Dec 01, Jun 01

Last Distribution

01/12/20 (XD Date)

31/01/21 (Pay Date)

0.66(Distribution)

OCF

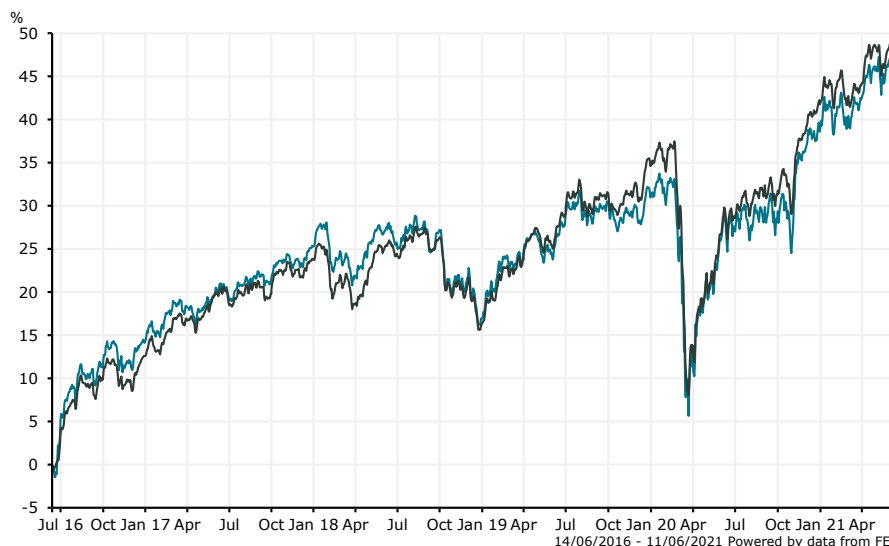
0.65 %

Fund Aim

The fund aims to provide capital growth with some income.

Sector: IA Mixed Investment 40-85% Shares

Performance



■ 7IM AAP Moderately Advtur C Inc
■ IA Mixed Investment 40-85% Shares

Morningstar Analyst Rating

N/A

FE Crown Rating



Discrete Performance - 12 months to 31/12/20

| | 2020 | 2019 | 2018 | 2017 | 2016 |
|----------------------|------|-------|-------|------|-------|
| Fund | 5.83 | 12.06 | -6.73 | 9.80 | 12.40 |
| Stock Sector Average | 5.32 | 15.78 | -6.11 | 9.98 | 12.87 |

Cumulative Performance to 31/05/21

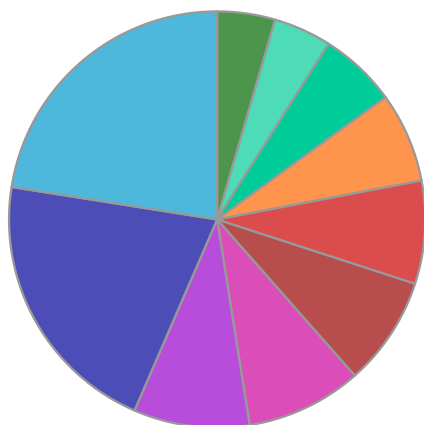
| | 1 Yr | 2 Yrs | 3 Yrs | 4 Yrs | 5 Yrs |
|----------------------|-------|-------|-------|-------|-------|
| Fund | 16.23 | 18.00 | 15.56 | 22.34 | 47.04 |
| Stock Sector Average | 16.97 | 18.27 | 18.82 | 23.89 | 47.53 |

Performance Analysis - Annualised 3 years

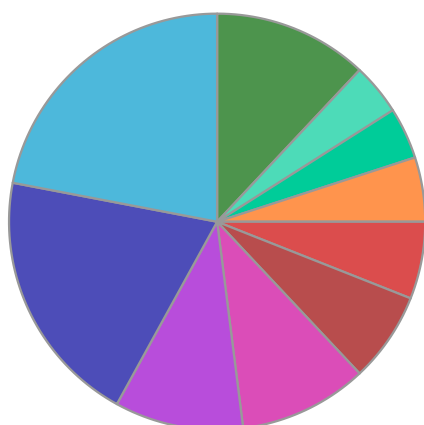
| | Growth Rate % | Volatility | Alpha | Beta | Sharpe |
|----------------------|---------------|------------|-------|------|--------|
| Fund | 4.94 | 11.49 | -0.83 | 0.99 | 0.13 |
| Stock Sector Average | 5.92 | 11.37 | 0.00 | 1.00 | 0.21 |

7IM AAP Moderately Advtur C Inc

Fund Composition



| | (%) |
|---------------------------------------|-------|
| UK Equities | 22.50 |
| North American Equities | 21.00 |
| European Equities | 9.00 |
| Global Emerging Market Equities | 9.00 |
| Japanese Equities | 8.50 |
| Global Equities | 8.00 |
| Global Emerging Market Fixed Interest | 7.00 |
| Alternative Investment Strategies | 6.00 |
| Property Shares | 4.50 |
| Others | 4.50 |



| | (%) |
|-------------------------|-------|
| UK | 22.00 |
| North America | 20.00 |
| Europe | 10.00 |
| Japan | 10.00 |
| Global Emerging Markets | 7.00 |
| Not Specified | 6.00 |
| Not Specified | 5.00 |
| International | 4.00 |
| International | 4.00 |
| Others | 12.00 |

Largest Holdings

| Holdings | (%) |
|--|------|
| AMUNDI INDEX SOLUTIONS S&P 500 USD | 4.99 |
| ISHARES GLOBAL PROPERTY SECURITIES EQUITY INDEX (UK) L ACC | 4.57 |
| BERKSHIRE HATHAWAY INC | 4.15 |
| ISHARES IV PLC ISHARES EDGE MSCI WORLD SIZE FCT ETF GBP | 4.02 |
| XTRACKERS (IE) PUBLIC LIMITED COMPANY X MSCI WORLD VALUE | 4.00 |

| Holdings | (%) |
|---|------|
| UBS (LUX) BOND SICAV | 3.99 |
| INVESCO MARKETS II PLC AT1 CAPITAL BOND UCITS ETF HEDGED DIST GBP | 3.53 |
| GS US EQUITY PUT SELLING STRATEGY | 2.50 |
| INTERNATIONAL BANK FOR REC & DEV 0.375% BDS 15/06/21 GBP1000 | 2.06 |
| BLACKROCK SF GLOBAL EVENT DRIVEN I5 HEDGED GBP | 1.59 |

* Data supplied by fund managers regarding fixed interests funds may not specify yield type. As the provision of redemption yield is an FCA regulatory requirement Novia assumes these are used.

Important Information

Performance details and yields are as at 31/05/2021. Performance figures are inclusive of net reinvested income. Source: FE. This document is designed only for professional investors and experienced advisers. The value of investments and the income gained may fluctuate. Investors may not get back the full amount invested. Past performance is not a guide to the future.