

## 7IM AAP Adventurous C Acc

### Fund Information

**Sector**

IA Flexible Investment

**Manager's Name**

7IM - Investment Team

**Date Manager Appointed**

Mar 2008

**Launch Date**

Mar 2008

**Fund Size (£m)**

£208.29

**Yield\*** (See page2)

0.50 %

**XD Dates**

Dec 01, Jun 01

**Last Distribution**

01/12/20 (XD Date)

31/01/21 (Pay Date)

0.72(Distribution)

**OCF**

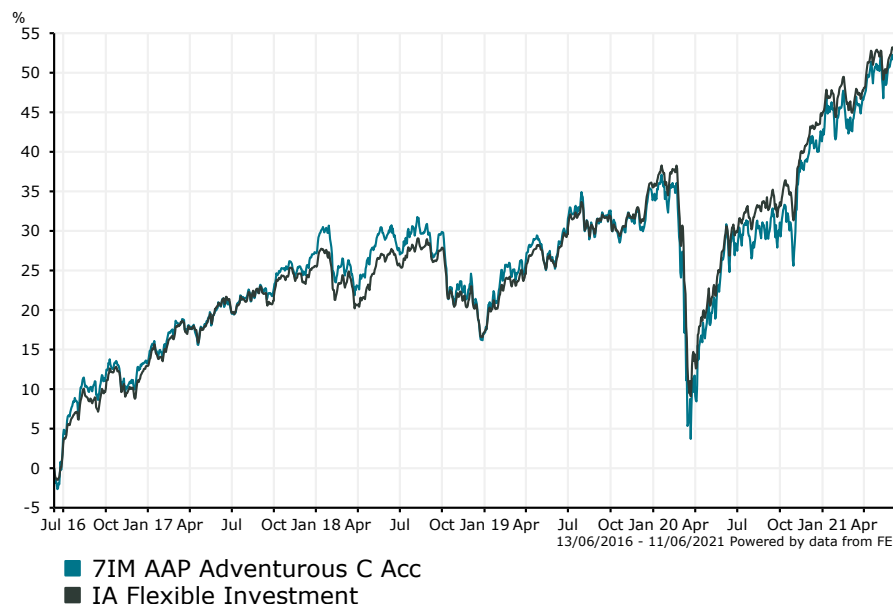
0.63 %

### Fund Aim

The fund aims to provide capital growth.

**Sector:** IA Flexible Investment

### Performance



**Morningstar Analyst Rating**  
N/A

**FE Crown Rating**  
👑👑👑👑👑

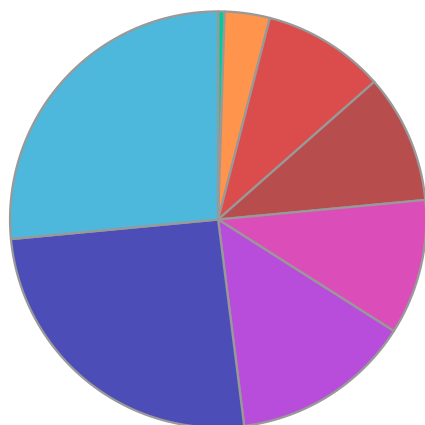
Discrete Performance - 12 months to 31/12/20					
	2020	2019	2018	2017	2016
Fund	5.56	14.44	-8.05	12.36	12.62
Stock Sector Average	6.70	15.66	-6.72	11.21	13.82

Cumulative Performance to 31/05/21					
	1 Yr	2 Yrs	3 Yrs	4 Yrs	5 Yrs
Fund	19.72	20.28	17.25	25.88	53.86
Stock Sector Average	19.53	21.16	20.66	26.47	53.56

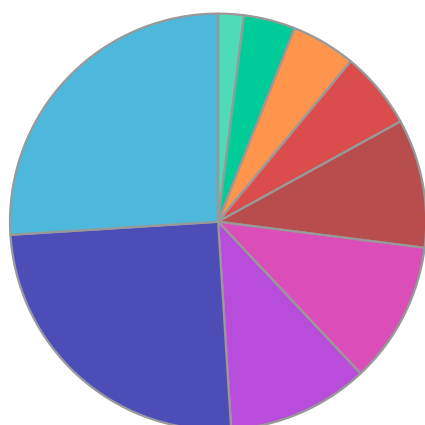
Performance Analysis - Annualised 3 years					
	Growth Rate %	Volatility	Alpha	Beta	Sharpe
Fund	5.45	13.38	-1.64	1.13	0.15
Stock Sector Average	6.46	11.55	0.00	1.00	0.26

**7IM AAP Adventurous C Acc**

**Fund Composition**



	(%)
UK Equities	26.50
North American Equities	25.50
Global Emerging Market Equities	14.00
Japanese Equities	10.50
Global Equities	10.00
European Equities	9.50
Property Shares	3.50
Money Market	0.50
Alternative Investment Strategies	0.00
Global Emerging Market Fixed Interest	0.00



	(%)
UK	26.00
North America	25.00
Europe	11.00
Japan	11.00
Global Emerging Markets	10.00
Not Specified	6.00
Not Specified	5.00
Global Emerging Markets	4.00
Money Market	2.00

**Largest Holdings**

Holdings	(%)
AMUNDI INDEX SOLUTIONS S&P 500 USD	5.98
BERKSHIRE HATHAWAY INC	5.20
ISHARES IV PLC ISHARES EDGE MSCI WORLD SIZE FCT ETF GBP	5.06
XTRACKERS (IE) PUBLIC LIMITED COMPANY X MSCI WORLD VALUE	5.04
ISHARES GLOBAL PROPERTY SECURITIES EQUITY INDEX (UK) L ACC	3.54

Holdings	(%)
GS US EQUITY PUT SELLING STRATEGY	2.48
UBS AG LONDON BRANCH ILN 22/03/24(S&P) USD1000	2.47
LLOYDS BANK PLC FLTG RT CVD BDS 16/05/25 2019-3	1.97
NATIONAL WESTMINSTER BANK PLC FLTG RT CVD BDS 22/03/24 GBP100000 11	1.96
EUROPEAN INVESTMENT BANK 1.125% MTN 07/09/21 GBP1000	1.70

\* Data supplied by fund managers regarding fixed interests funds may not specify yield type. As the provision of redemption yield is an FCA regulatory requirement Novia assumes these are used.

**Important Information**

Performance details and yields are as at 31/05/2021. Performance figures are inclusive of net reinvested income. Source: FE. This document is designed only for professional investors and experienced advisers. The value of investments and the income gained may fluctuate. Investors may not get back the full amount invested. Past performance is not a guide to the future.