

JPM US Select C Acc

Fund Information

Sector

IA North America

Manager's Name

Scott Davis
Steven Lee

Date Manager Appointed

Jul 2016

Launch Date

Mar 2009

Fund Size(£m)

£858.37

Yield* (See page2)

0.60 %

XD Dates

Feb 01

Last Distribution

01/02/21 (XD Date)

30/04/21 (Pay Date)

4.45(Distribution)

OCF

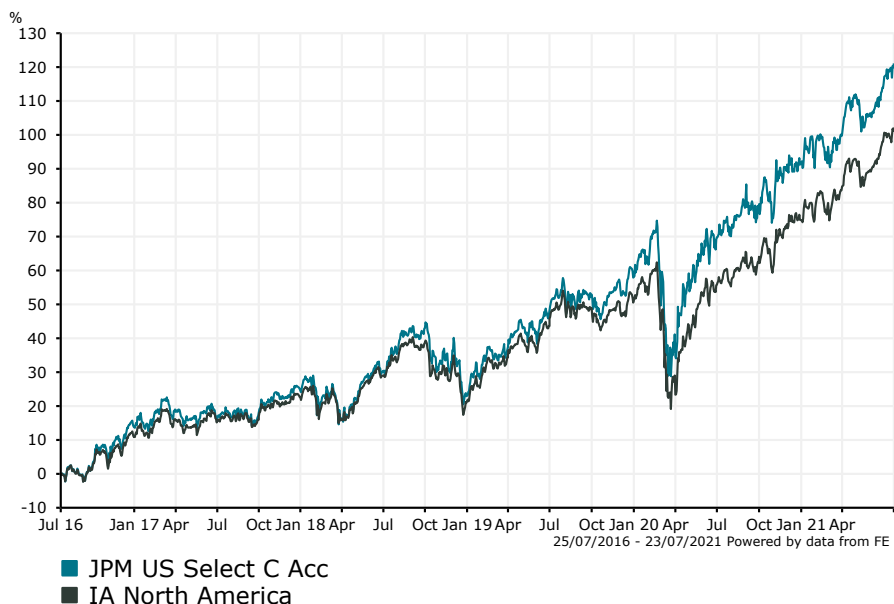
0.56 %

Fund Aim

To provide long-term capital growth by investing primarily in European smaller companies.

Sector: IA North America

Performance



Discrete Performance - 12 months to 31/12/20

	2020	2019	2018	2017	2016
Fund	21.27	28.47	-1.70	9.72	32.59
Stock Sector Average	16.17	24.41	-1.37	10.53	29.31

Cumulative Performance to 30/06/21

	1 Yr	2 Yrs	3 Yrs	4 Yrs	5 Yrs
Fund	26.40	45.60	64.12	84.16	132.08
Stock Sector Average	27.21	37.87	53.52	71.93	112.83

Performance Analysis - Annualised 3 years

	Growth Rate %	Volatility	Alpha	Beta	Sharpe
Fund	17.96	16.44	2.32	1.00	0.88
Stock Sector Average	15.36	15.86	0.00	1.00	0.75

Morningstar Analyst Rating

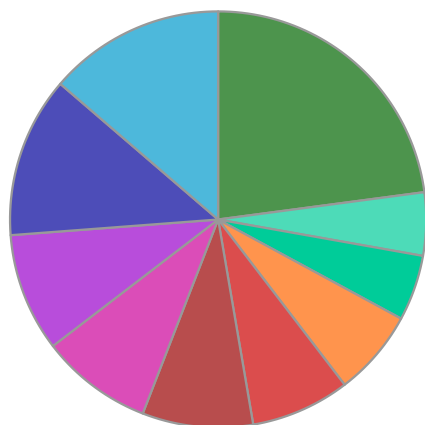
Bronze

FE Crown Rating

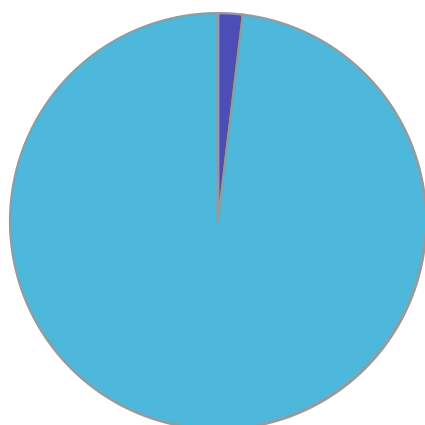


JPM US Select C Acc

Fund Composition



	(%)
Media	13.70
Hardware	12.50
Pharmaceuticals	9.20
Banks	8.70
Software	8.60
Financial Services	7.70
Retail	6.70
Transport	5.10
Utilities	4.90
Others	22.90



	(%)
US Equities	98.10
Money Market	1.90

Largest Holdings

Holdings	(%)
MICROSOFT CORP	8.10
ALPHABET INC	6.80
AMAZON.COM INC	5.30
APPLE INC	5.20
MASTERCARD INC	4.60

Holdings	(%)
NORFOLK SOUTHERN CORP	3.30
EATON CORP PLC	3.20
TRUIST FINL CORP	3.10
ANALOG DEVICES INC	3.00
NEXTERA ENERGY INC	3.00

* Data supplied by fund managers regarding fixed interests funds may not specify yield type. As the provision of redemption yield is an FCA regulatory requirement Novia assumes these are used.

Important Information

Performance details and yields are as at 30/06/2021. Performance figures are inclusive of net reinvested income. Source: FE. This document is designed only for professional investors and experienced advisers. The value of investments and the income gained may fluctuate. Investors may not get back the full amount invested. Past performance is not a guide to the future.