

JPM US Select C Inc

Fund Information

Sector
IA North America

Manager's Name
Scott Davis
Steven Lee

Date Manager Appointed
Jul 2016

Launch Date
Aug 2012

Fund Size (£m)
£854.08

Yield* (See page2)
0.55 %

XD Dates
Feb 01

Last Distribution
01/02/21 (XD Date)
30/04/21 (Pay Date)
2.24(Distribution)

OCF
0.64 %

Morningstar Analyst Rating

Bronze

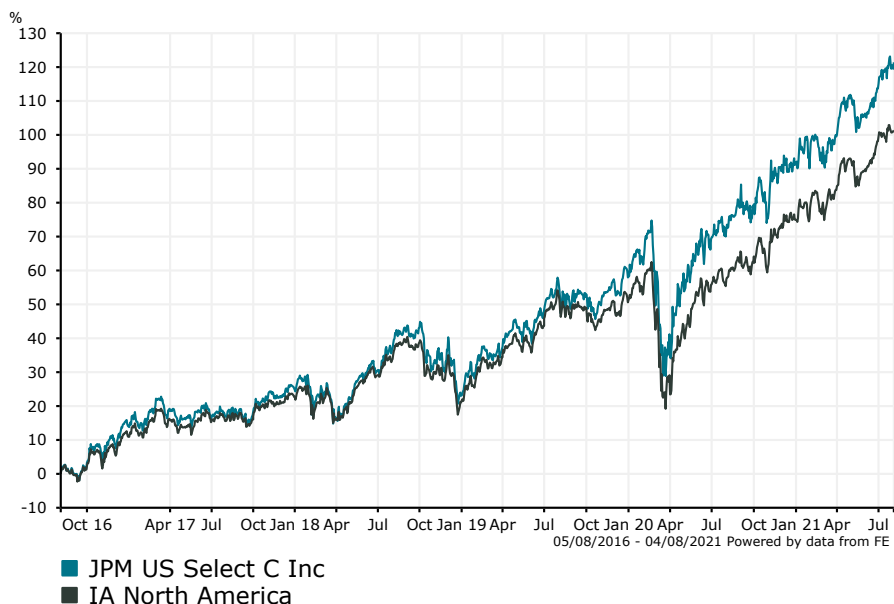
FE Crown Rating



Fund Aim

To provide capital growth by investing in a portfolio of equity securities of US companies.
Sector: IA North America

Performance



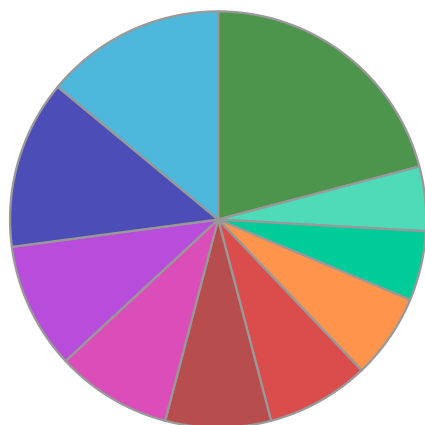
| Discrete Performance - 12 months to 31/12/20 | | | | | |
|--|-------|-------|-------|-------|-------|
| | 2020 | 2019 | 2018 | 2017 | 2016 |
| Fund | 21.20 | 28.38 | -1.78 | 9.72 | 32.56 |
| Stock Sector Average | 16.17 | 24.41 | -1.37 | 10.53 | 29.31 |

| Cumulative Performance to 31/07/21 | | | | | |
|------------------------------------|-------|-------|-------|-------|--------|
| | 1 Yr | 2 Yrs | 3 Yrs | 4 Yrs | 5 Yrs |
| Fund | 29.71 | 40.20 | 62.72 | 87.35 | 120.43 |
| Stock Sector Average | 29.19 | 31.12 | 50.97 | 72.49 | 101.42 |

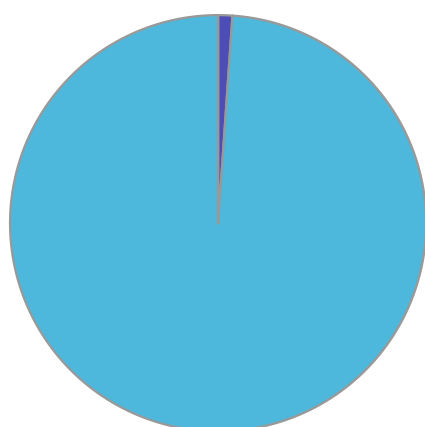
| Performance Analysis - Annualised 3 years | | | | | |
|---|---------------|------------|-------|------|--------|
| | Growth Rate % | Volatility | Alpha | Beta | Sharpe |
| Fund | 17.62 | 16.41 | 2.63 | 1.00 | 0.86 |
| Stock Sector Average | 14.72 | 15.83 | 0.00 | 1.00 | 0.71 |

JPM US Select C Inc

Fund Composition



| | (%) |
|----------------------|-------|
| Media | 14.00 |
| Hardware | 13.10 |
| Pharmaceuticals | 9.80 |
| Software | 9.00 |
| Banks | 8.20 |
| Financial Services | 8.00 |
| Retail | 6.60 |
| Industrial Cyclicals | 5.40 |
| Transport | 5.00 |
| Others | 20.90 |



| | (%) |
|--------------|-------|
| US Equities | 98.90 |
| Money Market | 1.10 |

Largest Holdings

| Holdings | (%) |
|----------------|------|
| MICROSOFT CORP | 8.50 |
| ALPHABET INC | 7.00 |
| APPLE INC | 5.60 |
| AMAZON.COM INC | 5.40 |
| MASTERCARD INC | 4.60 |

| Holdings | (%) |
|-----------------------|------|
| EATON CORP PLC | 3.20 |
| ANALOG DEVICES INC | 3.10 |
| NORFOLK SOUTHERN CORP | 3.10 |
| PROLOGIS INC | 2.80 |
| COCA COLA | 2.80 |

* Data supplied by fund managers regarding fixed interests funds may not specify yield type. As the provision of redemption yield is an FCA regulatory requirement Novia assumes these are used.

Important Information

Performance details and yields are as at 31/07/2021. Performance figures are inclusive of net reinvested income. Source: FE. This document is designed only for professional investors and experienced advisers. The value of investments and the income gained may fluctuate. Investors may not get back the full amount invested. Past performance is not a guide to the future.