

iShares MSCIJapESGEnhUCTS GBP
Fund Information
Sector

Equity - Japan

Manager's Name

N/A

Date Manager Appointed

N/A

Launch Date

Mar 2019

Fund Size (£m)

£420.25

Yield* (See page2)

0.00 %

XD Dates

Jun 17, Dec 10

Last Distribution

17/06/21 (XD Date)

30/06/21 (Pay Date)

0.04(Distribution)

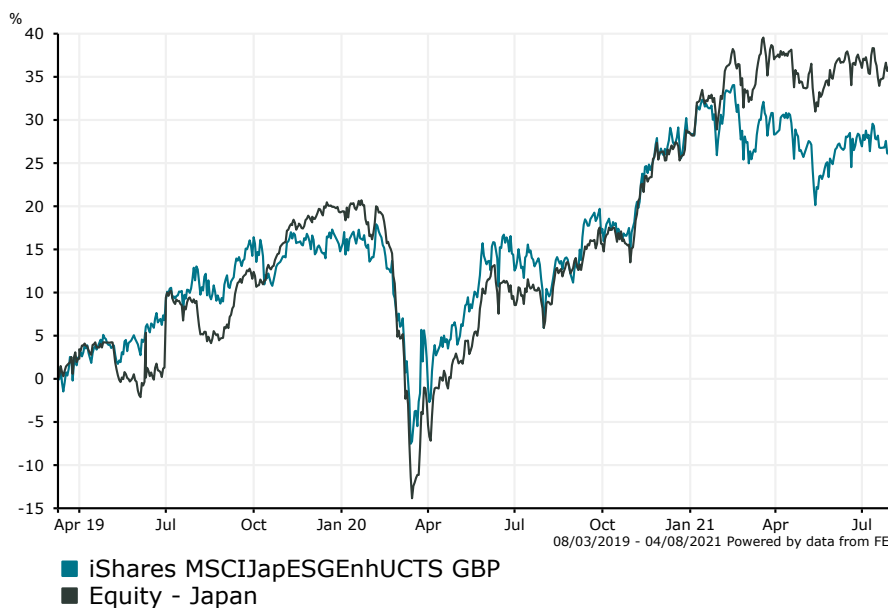
OCF

0.15 %

Fund Aim

The fund seeks to track the performance of an index composed of Japanese companies that screens out controversial business areas and gives greater weighting to companies with higher environmental, social and governance (ESG) scores.

Sector: Equity - Japan

Performance


Morningstar Analyst Rating
N/A

FE Crown Rating

Discrete Performance - 12 months to 31/12/20

	2020	2019	2018	2017	2016
Fund	12.03	-	-	-	-
Stock Sector Average	7.84	25.51	-15.89	21.28	3.59

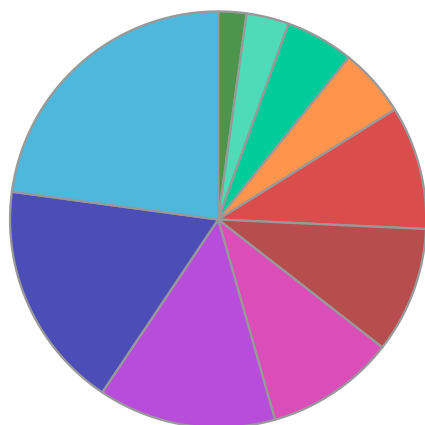
Cumulative Performance to 31/07/21

	1 Yr	2 Yrs	3 Yrs	4 Yrs	5 Yrs
Fund	18.10	12.24	-	-	-
Stock Sector Average	27.17	23.82	21.49	33.95	59.77

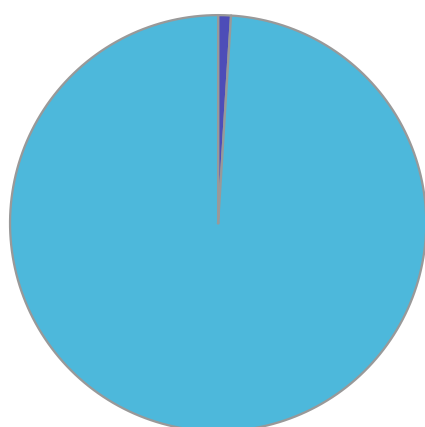
Performance Analysis - Annualised 3 years

	Growth Rate %	Volatility	Alpha	Beta	Sharpe
Fund	-	-	-	-	-
Stock Sector Average	6.70	16.65	0.00	1.00	0.19

Fund Composition



	(%)
Industrials	22.88
Consumer Discretionary	17.74
Information Technology	13.81
Communications	10.07
Health Care	9.81
Financials	9.59
Consumer Staples	5.34
Materials	5.31
Real Estate	3.31
Others	2.19



	(%)
Japanese Equities	99.06
Money Market	0.99

Largest Holdings

Holdings	(%)
TOYOTA MOTOR CORP	3.88
SOFTBANK GROUP CORP	3.50
SONY GROUP CORP	3.40
KEYENCE CORP	2.14
TOKYO ELECTRON	1.95

Holdings	(%)
ITOCHU CORP	1.68
NINTENDO CO	1.60
RECRUIT HLDGS CO LTD	1.56
KDDI CORP	1.55
mitsubishi UFJ Financial Group	1.45

* Data supplied by fund managers regarding fixed interests funds may not specify yield type. As the provision of redemption yield is an FCA regulatory requirement Novia assumes these are used.

Important Information

Performance details and yields are as at 31/07/2021. Performance figures are inclusive of net reinvested income. Source: FE. This document is designed only for professional investors and experienced advisers. The value of investments and the income gained may fluctuate. Investors may not get back the full amount invested. Past performance is not a guide to the future.